

## Excellent Integrated System Limited

Stocking Distributor

Click to view price, real time Inventory, Delivery & Lifecycle Information:

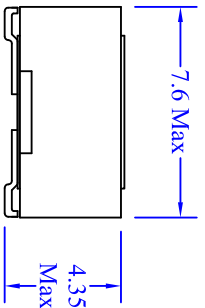
[Eaton \(formerly Cooper Bussmann\)](#)  
[CTX02-18713-R](#)

For any questions, you can email us directly:


[sales@integrated-circuit.com](mailto:sales@integrated-circuit.com)



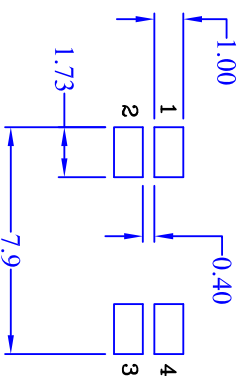
**FRONT VIEW**



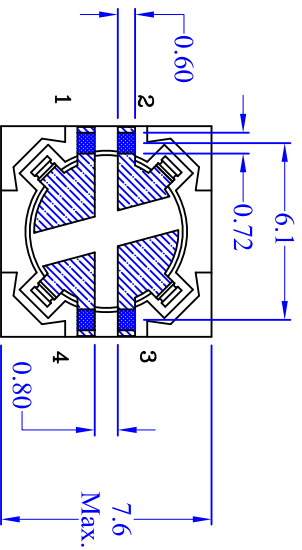
**TOP VIEW**



**RECOMMENDED PCB LAYOUT**



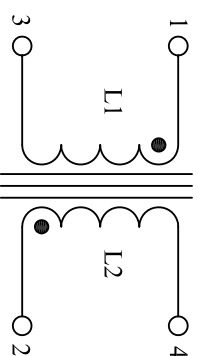
**BOTTOM VIEW**



**ELECTRICAL CHARACTERISTICS**

OCL @ 100KHz, 0.25Vrms & 0.0ADC. Pins (1 - 3) = 7.9 - 11.9 uH.  
 OCL @ 100KHz, 0.250Vrms & 3.17 ADC. Pins (1 - 3) = 5.3 uH min.  
 SCL @ 100KHz, 0.250Vrms & 0.0 ADC. Pins (1 - 3) with (3 - 4) shorted = 470 nH Max.  
 DCR @ 20°C, pins (1 - 3) = 0.0978 Ω max.  
 DCR @ 20°C, pins (2 - 4) = 0.498 Ω max.  
 Turns ratio; pins (1 - 3):(2 - 4). 1.0:2.0 ± 3%.  
 Hipot @ 500VAC for 1 second, pin 1 to pin 4.

**SCHEMATIC**



**Notes:**

- 1) All Dimensions are in millimeters unless otherwise specified.
- 2) All soldering surfaces to be coplanar within 0.10 millimeters.
- 3) Marking: "18713" (Last 5 digits of part number); Date Code: wwwwy = week/year; R = Latest Print Revision
- 4) PCB tolerances are +/- 0.2mm unless stated otherwise.
- 5) RoHS compliant.
- 6) Two layers of mylar tape is placed around the core before the tabs are bent.

**Cooper Electronic Technologies**

1225 Broken Sound Parkway NW Suite F, Boca Raton, FL 33487

Transformer

1:2

10 uH @ 3.17A peak

Shielded Drum Core, SMT, 4.35mm HT

Size Drawing Number: CTX02-18713-R

Revision Level: X1 Sheet 3 of 6