

## Excellent Integrated System Limited

Stocking Distributor

Click to view price, real time Inventory, Delivery & Lifecycle Information:

[Crouzet USA](#)  
[84892299](#)

For any questions, you can email us directly:

[sales@integrated-circuit.com](mailto:sales@integrated-circuit.com)



## EWS / EWS2 phase sequence and loss of phase EWS Part number 84892299



- Space savings, accurate measurement and optimized functions all improve the efficiency of your electrical installation.
- Control : You simply install your EWS phase control relay and without any adjustment you can monitor the loss or inversion of one of the phases.
- Safety : The EWS range enables you to choose the level of safety for your installation by using versions with 1, 2 or 3 output changeovers.
- Self-powered : Simple to install, EWS control relays use the controlled mains supply for their own power supply voltage.

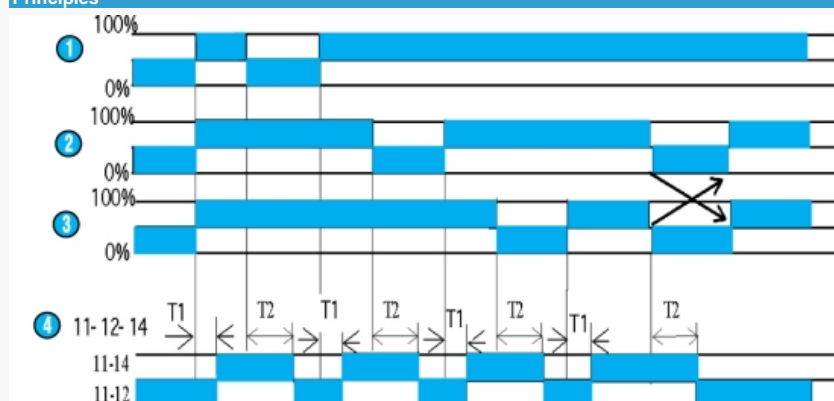
### Part numbers

	Type	Output relay
84 892 299	EWS	1 changeover
84 873 004	EWS2	2 changeovers

### Specifications

Operating range	
Operating range	3 AC 230...440 V
Frequency	50 / 60 Hz +/- 1 Hz
Maximum consumption	25 VA
Output relay	
Type of contacts	No cadmium
Nominal rating	8 A
Maximum breaking voltage	250 V AC
Max. voltage	440 V AC
Nominal breaking capacity	2000 VA
Min. breaking current	10 mA / 5 V
Electrical life (number of operations)	AC 12 : 10 <sup>5</sup> at 8A/250 VAC
Maximum rate (at full load)	360 operations / hour
Mechanical life (operations)	2 x 10 <sup>7</sup>
Pick-up delay T1	200 ms
Turn-off delay T2	300 ms in the event of phase failure
Connection capacity - without ferrule	2 x 2,5 mm <sup>2</sup> 1 x 4 mm <sup>2</sup>
Connection capacity - with ferrule	2 x 1,5 mm <sup>2</sup>
Max. tightening torque	1 Nm (screw M3 / IEC 947-1)
Operating temperature range (°C)	
Storage temperature (°C)	-30 → +70
Housing material	Self-extinguishing
Protection (IEC 60529) - Casing	IP40
Protection (IEC 60529) - Term. block	IP20
Dielectric strength (IEC 60255-5)	2,5 KV / 1 mn / 1 mA / 50 Hz
Insulation coordination (IEC/EN 60664-1)	Overvoltage category III, degree of pollution 3
Weight (g)	110

### Principles



#### Operating principle

EWS/EWS2 relays monitor the correct sequencing of phases L1, L2 and L3 as well as the loss of one of these phases.

When the phase sequence is correct, the output relay is energised, indicated by a yellow LED.

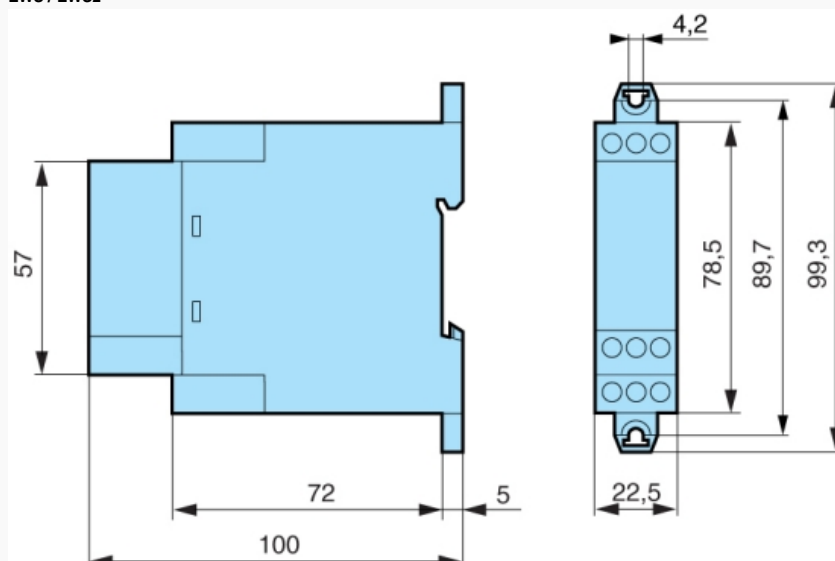
The relay de-energises (LED off) if one of the following faults occurs : Incorrect sequence of phases at terminals L1, L2 and L3

Total loss of one phase or all three phases (loss of phase detection threshold < 50 VAC)

N°	Legend
①	Phase L1
②	Phase L2
③	Phase L3
④	Relay

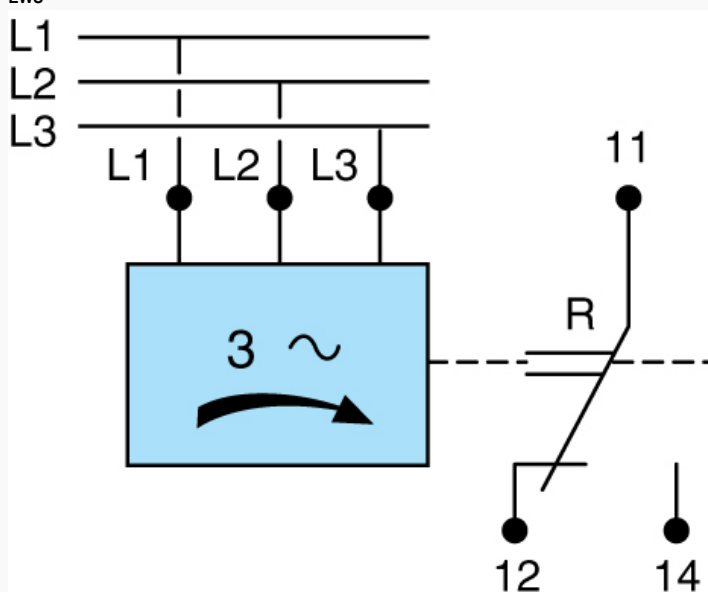
#### Dimensions (mm)

EWS / EWS2



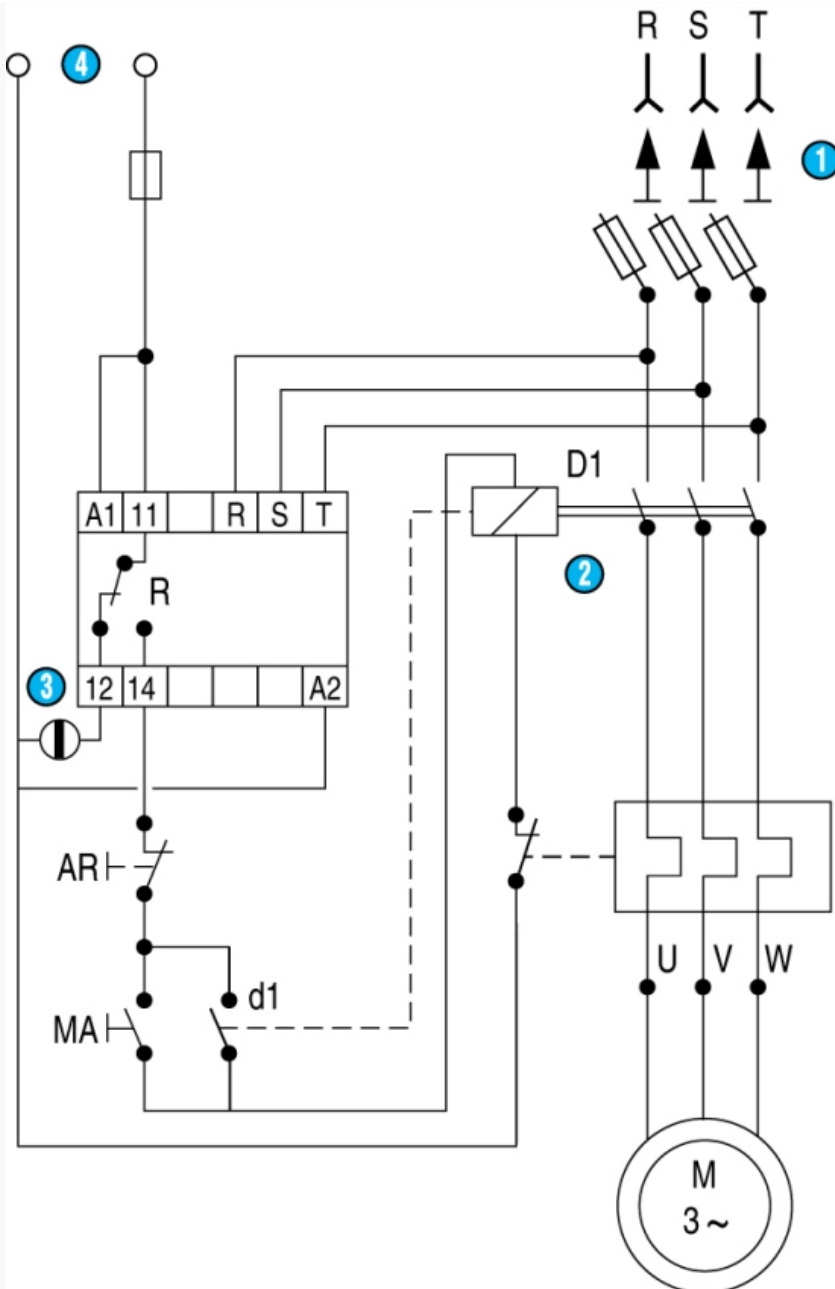
#### Connections

EWS



#### Connections

EWS

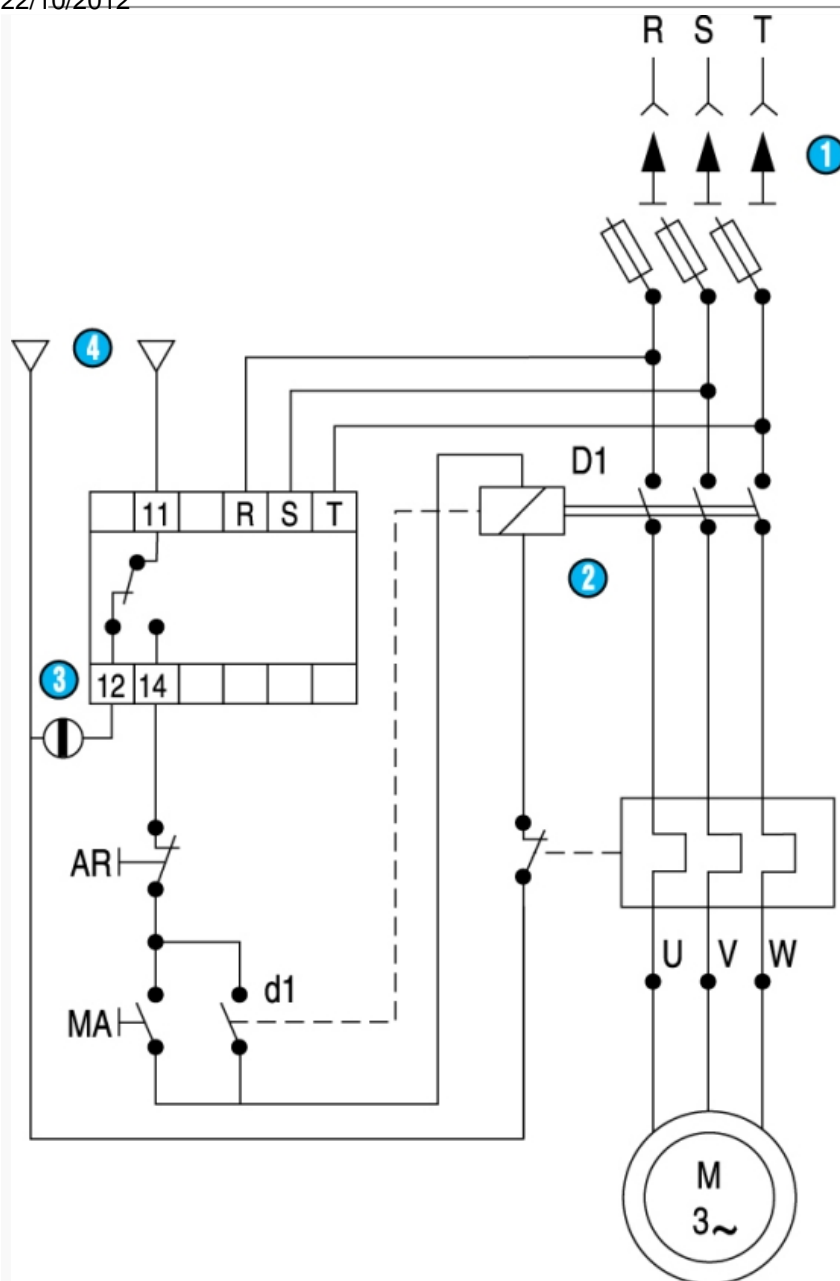


N°	Legend
1	Isolating switch
2	Contactor
3	Alarm
4	Auxiliary power supply for contactor coil and signalling

#### Connections

**EWS : Monitoring of three-phase motor.**

**Manual re-engage after disappearance of the fault.**



Surveillance moteur triphasé Réencenchement manuel après disparition du défaut. defecto

N°	Legend
①	Isolating switch
②	Contactor
③	Alarm
④	Auxiliary power supply for contactor coil and signalling