

Excellent Integrated System Limited

Stocking Distributor

Click to view price, real time Inventory, Delivery & Lifecycle Information:

[Bel Fuse Inc.](#)
[SI-60120-F](#)

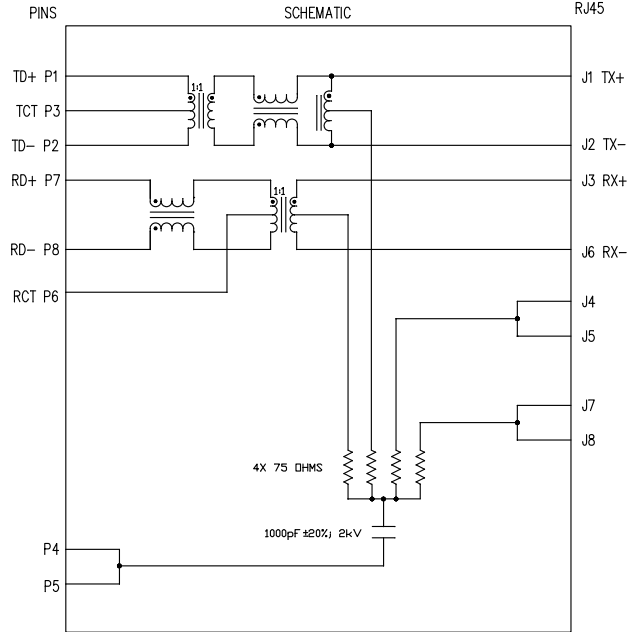
For any questions, you can email us directly:
sales@integrated-circuit.com



THE INFORMATION CONTAINED HEREIN IS CONSIDERED "PROPRIETARY" TO BEL FUSE INC. AND SHALL NOT BE COPIED, REPRODUCED OR DISCLOSED WITHOUT THE WRITTEN APPROVAL OF BEL FUSE INC.

ELECTRICAL CHARACTERISTICS @ 25°C

1.0 TURNS RATIO: (P8-P6-P7) : (J6-J3)	: 1CT : 1 ± 3%
(P2-P3-P1) : (J2-J1)	: 1CT : 1 ± 3%
2.0 INDUCTANCE: (P7-P8)	: 350uH MIN. @ 0.1V, 100KHz, 8mA DC Bias
(P1-P2)	: 350uH MIN. @ 0.1V, 100KHz, 8mA DC Bias
3.0 LEAKAGE INDUCTANCE: P8-P7 (WITH J6 AND J3 SHORT)	: 0.3uH MAX. @ 1MHz
P2-P1 (WITH J2 AND J1 SHORT)	: 0.3uH MAX. @ 1MHz
4.0 INTERWINDING CAPACITANCE: (P8,P6,P7) TO (J6,J3)	: 30pF MAX @ 1MHz
(P3,P2,P1) TO (J2,J1)	: 30pF MAX. @ 1MHz
5.0 DC RESISTANCE: (J1-J2)	: 1.2 ohms Max.
(P8-P7)	: 1.2 ohms Max.
RECEIVE	
6.0 RETURN LOSS: 1MHz TO 30MHz	: -18dB MIN.
30MHz TO 60MHz	: -(19-20 LOG (f/30MHz))
60MHz TO 80MHz	: -12dB MIN.
7.0 DIELECTRIC WITHSTAND: (J1, J2) TO (P1, P3)	: 1500 Vrms
(J3, J6) TO (P8,P7)	: 1500 Vrms
8.0 INSERTION LOSS: RS=RL=100 ohms	: -1.0 dB MAX
1MHz TO 65MHz	: -1.1 dB MAX
65MHz TO 100MHz	
9.0 RISE TIME: RS=100 OHMS AND RL = 100 OHMS	: 3.0 nS MAX
OUTPUT VOLTAGE = 1 V peak	: 3.0 nS MAX
PULSE WIDTH= 112ns	
10.0 CROSS TALK: 1MHz TO 100MHz	: -35 dB TYP
11.0 COMMON TO COMMON MODE ATTENUATION:	
1MHz TO 100MHz	: -45dB TYP
100MHz TO 200MHz	: -20dB MIN



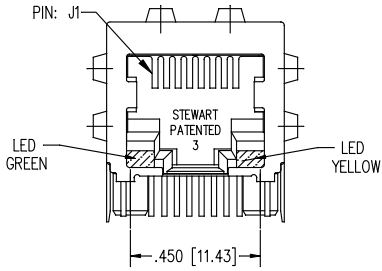
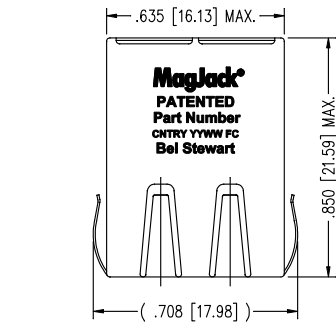
NOTES

- 1.0 PINS WITHOUT ELECTRICAL CONNECTION ARE OMITTED.
- 2.0 ALL RESISTORS ARE ±5% TOLERANCE.

ORIGINATED BY Zeng Xiao Chun	DATE 07-04-2011	TITLE MagJack® 10/100BT TAB DOWN SHIELDED PATENTED	PART NO. / DRAWING NO. SI-60120-F	STANDARD DIM. TOL. IN INCH	[] METRIC DIM. AS REFERENCE	bel COMPONENTS FOR A CONNECTED PLANET
			FILE NAME SI-60120-F.DWG	.X .XX .XXX ±0.005	UNIT : INCH [mm] SCALE : N/A	
DRAWN BY Zhang Ru Sheng	DATE 07-04-2011					

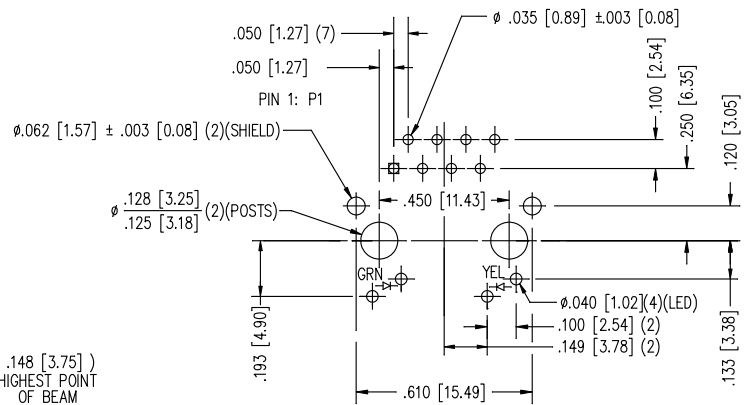
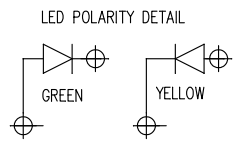
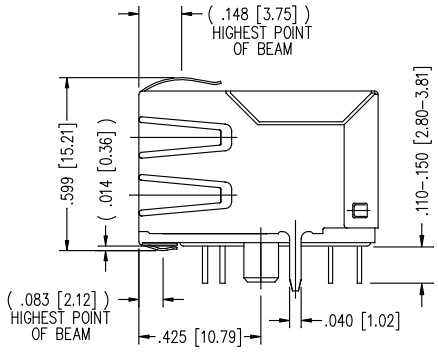


THE INFORMATION CONTAINED HEREIN IS CONSIDERED "PROPRIETARY" TO BEL FUSE INC. AND SHALL NOT BE COPIED, REPRODUCED OR DISCLOSED WITHOUT THE WRITTEN APPROVAL OF BEL FUSE INC.



LED SPECIFICATION			
STANDARD LED	WAVELENGTH	FORWARD V (MAX)	* (TYP)
GREEN	565 nm	2.5 V	2.2 V
YELLOW	590 nm	2.5 V	2.1 V

*WITH A FORWARD CURRENT OF 20 mA (TYP)



P.C.B. RECOMMENDED HOLE LAYOUT
 SEEN FROM COMPONENT SIDE
 ALL CENTERLINE DIMENSIONS ARE BASIC

- NOTES:
- CONNECTOR MATERIALS:
 HOUSING: THERMOPLASTIC UL94 V-0
 CONTACT/SHIELD: COPPER ALLOY
 SHIELD PLATING: NICKEL OR TIN
 CONTACT PLATING: SELECTIVE GOLD,
 50 MICRO-INCHES MIN. IN CONTACT AREA.
 - PIN NOT ELECTRICALLY CONNECTED MAYBE OMITTED.
 SEE ELECTRICAL DRAWING FOR OMITTED PINS.
 - TOLERANCES COMPLY WITH F.C.C. DIMENSION REQUIREMENTS.
 - ALL TOLERANCES NOT OTHERWISE SPECIFIED TO BE ±.005 [0.13]
 - REFLOW AND WAVE SOLDER COMPATIBLE -260°C FOR 10 SECONDS MAX.

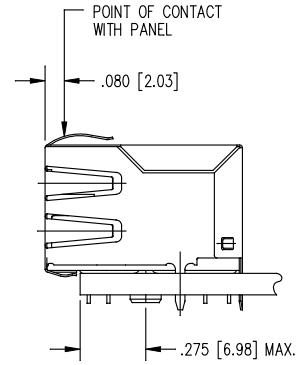
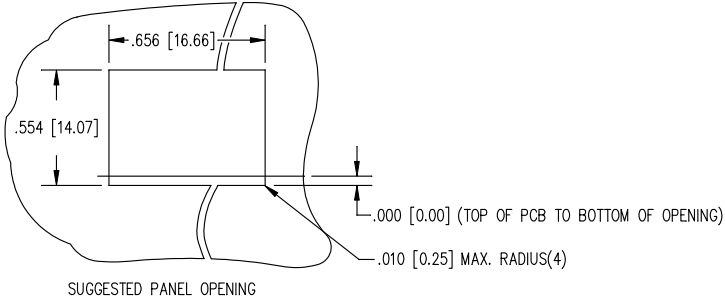
ORIGINATED BY	DATE	TITLE
Zeng Xiao Chun	07-04-2011	MagJack® 10/100BT TAB DOWN SHIELDED PATENTED
DRAWN BY	DATE	
Zhang Ru Sheng	07-04-2011	

PART NO. / DRAWING NO.	STANDARD DIM.	[] METRIC DIM. AS REFERENCE
SI-60120-F	TOL. IN INCH	UNIT : INCH [mm]
FILE NAME	J	REV. : A0
SI-60120-F.DWG	JX	SCALE : N/A
	JXX	SIZE : A4
	±0.005	PAGE : 3

COMPONENTS FOR A COMPLETE PLANET



THE INFORMATION CONTAINED HEREIN IS CONSIDERED "PROPRIETARY" TO BEL FUSE INC. AND SHALL NOT BE COPIED, REPRODUCED OR DISCLOSED WITHOUT THE WRITTEN APPROVAL OF BEL FUSE INC.



1. THE SUGGESTED PANEL OPENING IS INTENDED TO GIVE THE USER THE ABILITY TO HAVE REASONABLE JACK / PANEL CLEARANCES YET MAINTAIN RELIABLE GROUNDING CAPABILITY.
2. ALL TOLERANCES NOT OTHERWISE SPECIFIED TO BE ± 0.005 [0.13]

ORIGINATED BY Zeng Xiao Chun	DATE 07-04-2011	TITLE MagJack® 10/100BT TAB DOWN SHIELDED PATENTED	PART NO. / DRAWING NO. SI-60120-F		STANDARD DIM. TOL. IN INCH		[] METRIC DIM. AS REFERENCE		bel COMPONENTS FOR A CONNECTED PLANET
			FILE NAME SI-60120-F.DWG		.X XX XXX	±0.005	UNIT : INCH [mm] SCALE : N/A	REV. : A0 SIZE : A4 PAGE : 4	
DRAWN BY Zhang Ru Sheng	DATE 07-04-2011								

FM999185 REV B1

This document is electronically generated. This is a controlled copy if used internally