

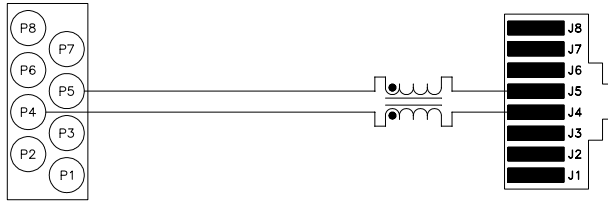
## **Excellent Integrated System Limited**

Stocking Distributor

Click to view price, real time Inventory, Delivery & Lifecycle Information:

[Bel Fuse Inc.](#)  
[SI-60213-F](#)

For any questions, you can email us directly:  
[sales@integrated-circuit.com](mailto:sales@integrated-circuit.com)



NOTE:  
 1.0 PINS WITHOUT ELECTRICAL CONNECTIONS ARE OMITTED.

ELECTRICAL SPECIFICATIONS:

1.0 INDUCTANCE: P4-J4=P5-J5 : 4mH NOMINAL 0.01V, 10KHz

2.0 DC RESISTANCE: P4-J4=P5-J5 : .5 OHM MAX.

3.0 COMMON MODE ATTENUATION:	FREQUENCY (MHz)	TYPICAL (dB)
	1	50
	5	55
	20	65
	70	40
	200	35
	500	20

4.0 CURRENT RATING: 280mA CONTINUOUS, 5A FUSING

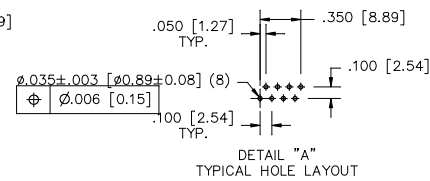
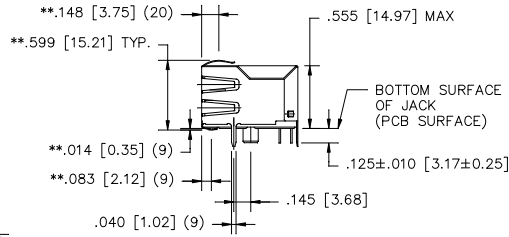
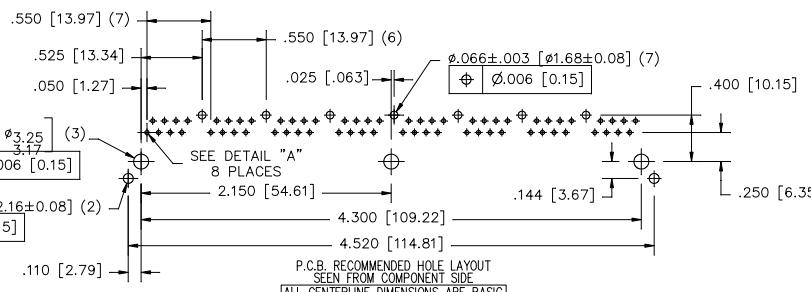
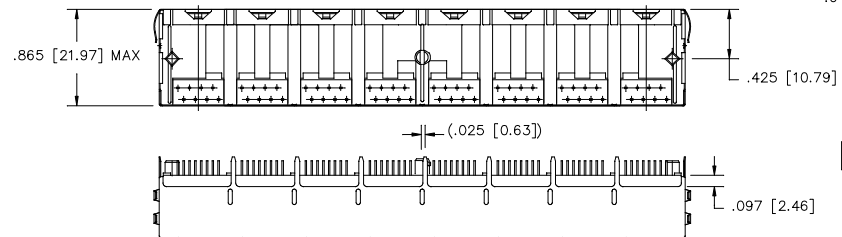
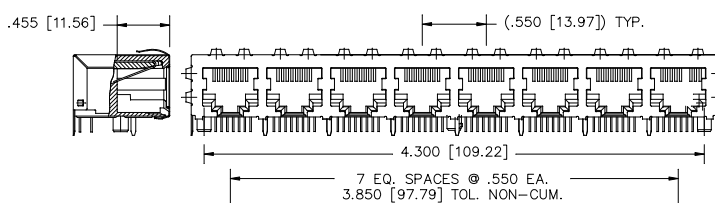
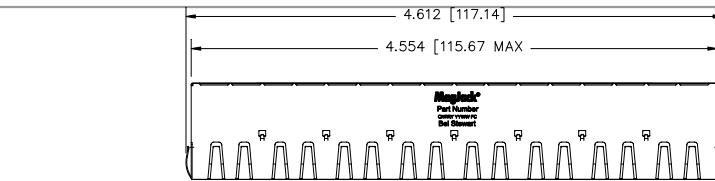


**Bel Stewart Connector**  
 11118 Susquehanna Trail, South  
 Glen Rock, Pa 17327-9199  
 717.234.7512 <http://www.stewartconnector.com>

**MagJack®**

THIS DRAWING AND THE SUBJECT MATTER SHOWN THEREON ARE CONFIDENTIAL AND PROPERTY OF BEL STEWART CONNECTOR AND SHALL NOT BE REPRODUCED, COPIED, OR USED IN ANY MANNER WITHOUT PRIOR WRITTEN CONTENT OF BEL STEWART CONNECTOR. THE SUBJECT MATTER MAY BE PATENTED OR A PATENT MAY BE PENDING.

SHEET 1 OF 3 DRAWING NO. SI-60213-F REV. X



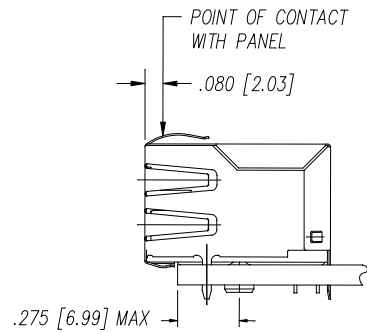
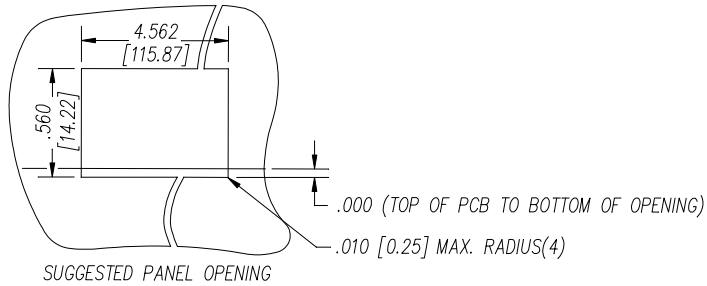
- NOTES:
- CONNECTOR MATERIALS:  
HOUSING: THERMOPLASTIC UL94 V-0  
CONTACT/SHIELD: COPPER ALLOY  
SHIELD PLATING: NICKEL OR TIN  
CONTACT PLATING: SELECTIVE GOLD,  
50 MICRO-INCHES MIN. IN CONTACT AREA.
  - PIN NOT ELECTRICALLY CONNECTED MAYBE OMITTED.  
SEE ELECTRICAL DRAWING FOR OMITTED PINS.
  - TOLERANCES COMPLY WITH F.C.C. DIMENSION REQUIREMENTS.
  - ALL TOLERANCES NOT OTHERWISE SPECIFIED TO BE ±.005 [0.13]
  - REFLOW AND WAVE SOLDER COMPATIBLE-260°C  
FOR 10 SECONDS MAX

**Bel Stewart Connector**  
11118 Susquehanna Trail, South  
Glen Rock, Pa 17327-9199  
717.234.7612

**MagJack®**  
http://www.stewartconnector.com

SHEET	DRAWING NO.	REV.
2 OF 3	SI-60213-F	08

THIS DRAWING AND THE SUBJECT MATTER SHOWN THEREON ARE CONFIDENTIAL AND PROPERTY OF BEL STEWART CONNECTOR AND SHALL NOT BE REPRODUCED, COPIED, OR USED IN ANY MANNER WITHOUT PRIOR WRITTEN CONTENT OF BEL STEWART CONNECTOR. THE SUBJECT MATTER MAY BE PATENTED OR A PATENT MAY BE PENDING.



1. THE SUGGESTED PANEL OPENING IS INTENDED TO GIVE THE USER THE ABILITY TO HAVE REASONABLE JACK / PANEL CLEARANCES YET MAINTAIN RELIABLE GROUNDING CAPABILITY.
2. ALL TOLERANCES NOT OTHERWISE SPECIFIED TO BE  $\pm 0.005$  [0.13]

**Bel Stewart Connector**  
 11118 Susquehanna Trail, South  
 Glen Rock, Pa 17327-9199  
 717.234.7512

**MagJack®**  
<http://www.stewartconnector.com>

THIS DRAWING AND THE SUBJECT MATTER SHOWN THEREON ARE CONFIDENTIAL AND PROPERTY OF BEL STEWART CONNECTOR AND SHALL NOT BE REPRODUCED, COPIED, OR USED IN ANY MANNER WITHOUT PRIOR WRITTEN CONTENT OF BEL STEWART CONNECTOR. THE SUBJECT MATTER MAY BE PATENTED OR A PATENT MAY BE PENDING.

SHEET 3 OF 3 DRAWING NO. SI-60213-F REV. 06