

## Excellent Integrated System Limited

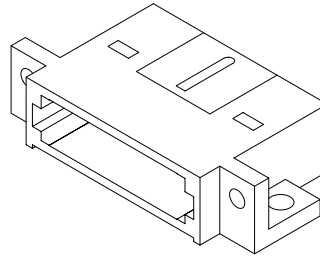
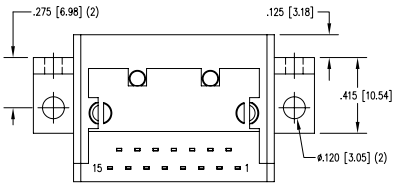
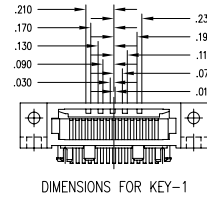
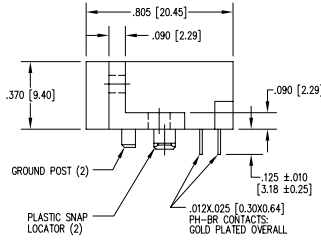
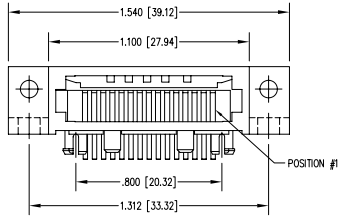
Stocking Distributor

Click to view price, real time Inventory, Delivery & Lifecycle Information:

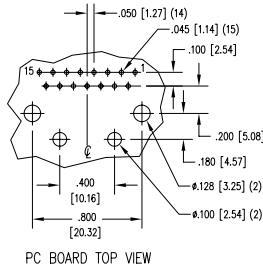
[Bel Fuse Inc.](#)  
[SS-611515-LF-P-1-4/6](#)

For any questions, you can email us directly:  
[sales@integrated-circuit.com](mailto:sales@integrated-circuit.com)

DATE	REV	EDN	APP'D. BY
1/25/06	A5	7453	JM
4/11/06	A6	7579	TRM



- NOTES:
- CONNECTOR MATERIALS:  
 HOUSING: THERMOPLASTIC UL94 V-0  
 SHIELD: DIE CAST ALLOY  
 CONTACTS: COPPER ALLOY  
 SHIELD PLATING: TIN  
 CONTACT PLATING: SELECTIVE GOLD IN CONTACT AREA  
 SEE CHART FOR PART NUMBER
  - FOR PRODUCT SPECIFICATIONS SEE PRO26-01.
  - TOLERANCES ARE ±.006 [0.15] UNLESS OTHERWISE NOTED.



30 MICRO-INCHES [0.76um]	SS-611515-LF-P-1-4/6
CONTACT PLATING IN MATING AREA	PART NUMBER

THIRD ANGLE PROJECTION

DO NOT SCALE DRAWING  
 DRAWING IS SUBJECT TO  
 CHANGE WITHOUT NOTICE

DIMENSIONS: INCHES [METRIC]

UNLESS OTHERWISE SPECIFIED  
 TOLERANCES ARE ±.005 [0.13]  
 ANGLES ARE ± 1°

SHEET NO. 1 OF 1



<b>Bel Stewart Connector</b>	
11118 Susquehanna Trail South Glen Rock, PA 17227-9199 (717) 235-7512 Fax: (717) 235-7954 <a href="http://www.stewartconnector.com">http://www.stewartconnector.com</a>	
TITLE: 15X15 COMPU-SHIELD JACK FINAL ASSY, FLANGED, KEYED #4-40 TAP ON Ø.096 HOLES AND #6-32 ON Ø.120 HOLES.	
DRN BY: B.K.	DATE: 12-15-94
APP'D BY: J.W.	DATE: 2-14-95
DWG NO: CT610023	REV: A6

REV. 6/5/05

2

1

AutoCAD