

## Excellent Integrated System Limited

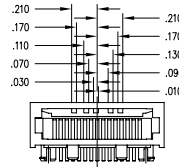
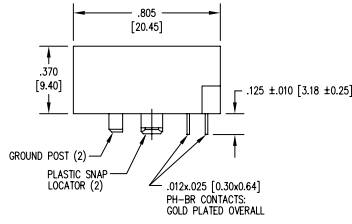
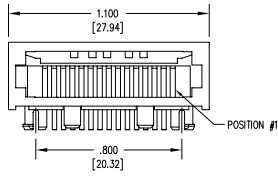
Stocking Distributor

Click to view price, real time Inventory, Delivery & Lifecycle Information:

[Bel Fuse Inc.](#)  
[SS-611515-NF-P-26](#)

For any questions, you can email us directly:  
[sales@integrated-circuit.com](mailto:sales@integrated-circuit.com)

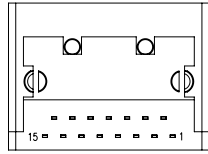
DATE	REV	EDN	APP'D. BY
1/25/06	A6	7453	JM
4/11/06	A7	7579	TRM



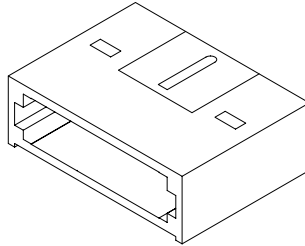
DIMENSIONS FOR KEY-26

NOTES:

- CONNECTOR MATERIALS:  
 HOUSING: THERMOPLASTIC UL94 V-0  
 SHIELD: DIE CAST ALLOY  
 CONTACTS: COPPER ALLOY  
 SHIELD PLATING: TIN  
 CONTACT PLATING: SELECTIVE GOLD IN CONTACT AREA  
 SEE CHART FOR PART NUMBER
- FOR PRODUCT SPECIFICATIONS SEE PRO26-01.
- TOLERANCES ARE ±.006 [0.15] UNLESS OTHERWISE NOTED.

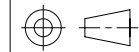


PC BOARD TOP VIEW



30 MICRO-INCHES [0.76um]	SS-611515-NF-P-26
CONTACT PLATING IN MATING AREA	PART NUMBER

THIRD ANGLE PROJECTION



**Bel Stewart Connector**

11119 Susquehanna Trail South  
 Glen Rock, PA 17227-9199  
 (717) 235-7512 Fax: (717) 235-7954 <http://www.stewartconnector.com>

DO NOT SCALE DRAWING  
 DRAWING IS SUBJECT TO  
 CHANGE WITHOUT NOTICE

TITLE: 15X15 COMPU-SHIELD JACK FINAL ASSY  
 NON-FLANGED

DIMENSIONS: INCHES [METRIC]

THIS DRAWING AND THE SUBJECT MATTER SHOWN THEREON ARE CONFIDENTIAL AND THE PROPRIETARY PROPERTY OF BEL STEWART CONNECTOR AND SHALL NOT BE REPRODUCED, COPIED, OR USED IN ANY MANNER WITHOUT PRIOR WRITTEN CONSENT OF BEL STEWART CONNECTOR. THE SUBJECT MATTER MAY BE PATENTED OR A PATENT MAY BE PENDING.

DRN BY: K.L.	DATE: 4-23-93
APP'D BY: J.W.	DATE: 4-23-93
DWG NO: CT610004	REV: A7

SHEET NO: 1 OF 1

