

## Excellent Integrated System Limited

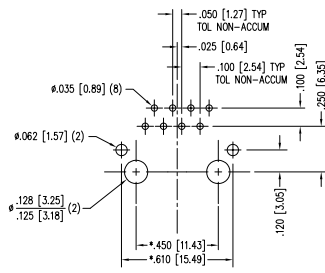
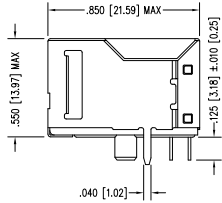
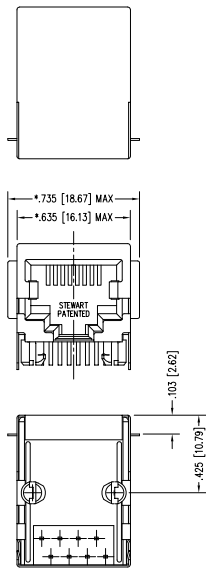
Stocking Distributor

Click to view price, real time Inventory, Delivery & Lifecycle Information:

[Bel Fuse Inc.](#)  
[SS-7288SFR1-A-FLS-50](#)

For any questions, you can email us directly:  
[sales@integrated-circuit.com](mailto:sales@integrated-circuit.com)

DATE	REV	ECN	APP'D. BY
2/2/06	A1	7458	JM
11-6-06	A2	7816	TRM
6-19-12	A3	9513	SMN
1-16-15	A4	10211	TRM



P.C.B. RECOMMENDED HOLE LAYOUT  
 SEEN FROM COMPONENT SIDE  
 TOLERANCE ±.003 [0.08] UNLESS OTHERWISE SPECIFIED

- NOTES:
- CONNECTOR MATERIALS:  
 HOUSING: THERMOPLASTIC UL94 V-0  
 CONTACTS/SHEILD: COPPER ALLOY  
 SHIELD PLATING: NICKEL OR TIN  
 CONTACT PLATING: SELECTIVE GOLD IN CONTACT AREA  
 SEE CHART FOR PART NUMBER
  - FOR PRODUCT SPECIFICATIONS SEE PRO22-01.
  - TOLERANCES COMPLY WITH F.C.C. DIMENSION REQUIREMENTS.
  - THE SUGGESTED PANEL OPENING IS INTENDED TO GIVE USER THE ABILITY TO HAVE REASONABLE JACK/PANEL CLEARANCES, YET MAINTAIN GROUNDING CAPABILITY. THESE VARIABLES CAN BE ADJUSTED IN EITHER DIRECTION BUT MAY CARRY SOME CONSEQUENCES IN THE FORM OF LOWER MATING FORCES OR TIGHTER ASSEMBLY TOLERANCES.

50 MICRO-INCHES [1.27um]	SS-7288SFR1-A-FLS-50
CONTACT PLATING IN MATING AREA	PART NUMBER

THIRD ANGLE PROJECTION  
  
 DO NOT SCALE DRAWING  
 DRAWING IS SUBJECT TO CHANGE WITHOUT NOTICE  
 DIMENSIONS: INCHES [METRIC]  
 UNLESS OTHERWISE SPECIFIED  
 TOLERANCES ARE: ±.005 [0.13]  
 ANGLES ARE ± 1°  
 SHEET NO. 1 OF 2



**stewart**  
 CONNECTOR  
 a bel group  
 11118 Susquehanna Trail South  
 Gen Rock, PA 17327-9199  
 (717) 235-7512  
<http://www.stewartconnector.com>

TITLE: EIGHT CONTACT, EIGHT POSITION, SHIELDED FILTERED JACK DESIGNATES FERRITE INSERT, DESIGNATES FLANGE OPTION

DRN BY: KRL DATE: 2/2/06  
 APP'D BY: JM DATE: 2-3-06  
 DWG NO. CT720217 REV. A4

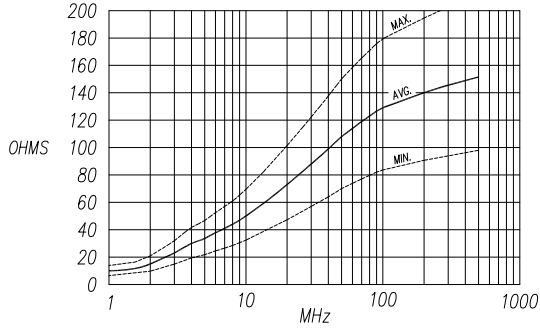
REV. 6/3/05

2

1

AutoCAD

FERRITE MATERIAL CHARACTERISTICS			
FERRITE MATERIAL DESIGNATION	NOISE SUPPRESSION RANGE	INITIAL PERMEABILITY @ B < 10 gauss	VOLUME RESISTIVITY OHM-CM.
FR1	30 MHz TO 200 MHz	500 TO 1500	$\geq 10^8$



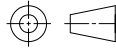
IMPEDANCE CURVE for 7288FR1 INSERT

— AVERAGE IMPEDANCE CURVE  
 - - - - - MAX. & MIN. IMPEDANCE CURVES

NOTE:

- MAXIMUM AND MINIMUM IMPEDANCE VALUES ARE DEPENDENT ON:  
 1) HOLE POSITION WITHIN THE INSERT'S GEOMETRY, AND  
 2) FERRITE MATERIAL'S IMPEDANCE VALUE TOLERANCE OF  $\pm 25\%$ .

THIRD ANGLE PROJECTION



DO NOT SCALE DRAWING  
 DRAWING IS SUBJECT TO CHANGE WITHOUT NOTICE

DIMENSIONS: INCHES (METRIC)

UNLESS OTHERWISE SPECIFIED TOLERANCES ARE: .005 (0.13) ANGLES ARE  $\pm 1^\circ$

SHEET NO. 2 OF 2



11118 Susquehanna Trail South  
 Gen Rock, PA 17327-9199  
 (717) 235-7512  
<http://www.stewartconnector.com>

TITLE: EIGHT CONTACT, EIGHT POSITION, SHIELDED FILTERED JACK DESIGNATES FERRITE INSERT, DESIGNATES FLANGE OPTION

THIS DRAWING AND THE SUBJECT MATTER SHOWN THEREON ARE CONFIDENTIAL AND THE PROPRIETARY PROPERTY OF STEWART CONNECTOR AND SHALL NOT BE REPRODUCED, COPIED, OR USED IN ANY MANNER WITHOUT WRITTEN CONSENT OF STEWART CONNECTOR. THIS PRODUCT MAY BE PROTECTED BY ONE OR MORE OF THE FOLLOWING US PATENTS: 5791942 6217201 6368159 6419526 6602097 6677222 6846357 7048950 7066009 7566653 7686650 OTHER PATENTS MAY BE PENDING.

DRN BY: KRL	DATE: 2/2/06
APPD BY: JM	DATE: 2-3-06
DWG NO. CT720217	REV. A4



REV. 6/23/05