

Excellent Integrated System Limited

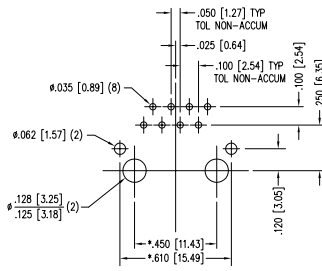
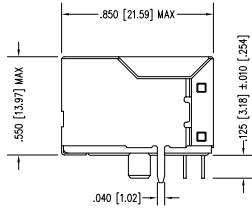
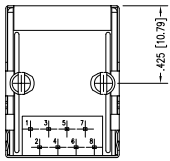
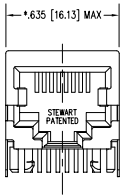

Stocking Distributor

Click to view price, real time Inventory, Delivery & Lifecycle Information:

[Bel Fuse Inc.](#)
[SS-7288SFR1-A-NF](#)

For any questions, you can email us directly:
sales@integrated-circuit.com

DATE	REV	ECN	APP'D. BY
2/2/06	A3	7457	JM
6/19/12	A4	9513	SMN
1/16/15	A5	10211	TRM

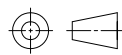


P.C.B. RECOMMENDED HOLE LAYOUT
 SEEN FROM COMPONENT SIDE
 TOLERANCE ±.003 [0.08] UNLESS OTHERWISE SPECIFIED

- NOTES:
- CONNECTOR MATERIALS:
 HOUSING: THERMOPLASTIC UL94 V-0
 CONTACTS/SHIELD: COPPER ALLOY
 SHIELD PLATING: NICKEL OR TIN
 CONTACT PLATING: SELECTIVE GOLD IN CONTACT AREA
 SEE CHART FOR PART NUMBER
 - FOR PRODUCT SPECIFICATIONS SEE PRO22-01.
 - TOLERANCES COMPLY WITH F.C.C. DIMENSION REQUIREMENTS.
 - THE SUGGESTED PANEL OPENING IS INTENDED TO GIVE USER THE ABILITY TO HAVE REASONABLE JACK/PANEL CLEARANCES, YET MAINTAIN GROUNDING CAPABILITY. THESE VARIABLES CAN BE ADJUSTED IN EITHER DIRECTION BUT MAY CARRY SOME CONSEQUENCES IN THE FORM OF LOWER MATING FORCES OR TIGHTER ASSEMBLY TOLERANCES.

30 MICRO-INCHES [0.76um]	SS-7288SFR1-A-NF
CONTACT PLATING IN MATING AREA	PART NUMBER

THIRD ANGLE PROJECTION



DO NOT SCALE DRAWING
 DRAWING IS SUBJECT TO CHANGE WITHOUT NOTICE

DIMENSIONS: INCHES [METRIC]

UNLESS OTHERWISE SPECIFIED
 TOLERANCES ARE: ±.005 [0.13]
 ANGLES ARE ± 1°

SHEET NO. 1 OF 2



11118 Susquehanna Trail South
 Gen Rock, PA 17327-9199
 (717) 235-7512
<http://www.stewartconnector.com>

TITLE: EIGHT CONTACT, EIGHT POSITION, SHIELDED FILTER JACK
 FERRITE INSERT, NON-FLANGE

DRN BY: KRL DATE: 2/2/06

APP'D BY: JM DATE: 2-3-06

DWG NO. CT720001 REV. A5



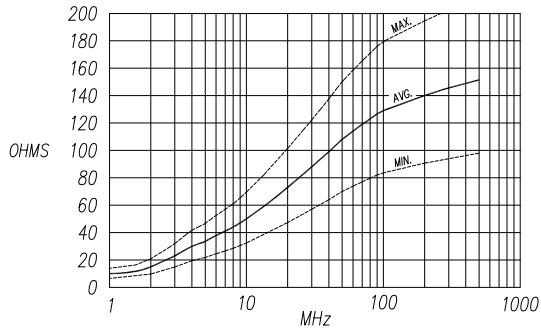
REV. 6/3/05

2

1

AutoCAD

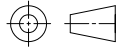
FERRITE MATERIAL CHARACTERISTICS			
FERRITE MATERIAL DESIGNATION	NOISE SUPPRESSION RANGE	INITIAL PERMEABILITY @ B < 10 gauss	VOLUME RESISTIVITY OHM-CM.
FR1	30 MHz TO 200 MHz	500 TO 1500	$\geq 10^8$



IMPEDANCE CURVE for 7288FR1 INSERT
 ——— AVERAGE IMPEDANCE CURVE
 - - - - - MAX. & MIN. IMPEDANCE CURVES

NOTE:
 MAXIMUM AND MINIMUM IMPEDANCE VALUES ARE DEPENDENT ON:
 1) HOLE POSITION WITHIN THE INSERT'S GEOMETRY, AND
 2) FERRITE MATERIAL'S IMPEDANCE VALUE TOLERANCE OF $\pm 25\%$.

THIRD ANGLE PROJECTION



DO NOT SCALE DRAWING
 DRAWING IS SUBJECT TO CHANGE WITHOUT NOTICE

DIMENSIONS: INCHES (METRIC)
 UNLESS OTHERWISE SPECIFIED TOLERANCES ARE: .005 (0.13) ANGLES ARE $\pm 1^\circ$

SHEET NO. 2 OF 2



stewart
CONNECTOR
a bel group

11118 Susquehanna Trail South
 Gen Rock, PA 17327-9199
 (717) 235-7512
<http://www.stewartconnector.com>

TITLE: EIGHT CONTACT, EIGHT POSITION, SHIELDED FILTER JACK
 FERRITE INSERT, NON-FLANGE

THIS DRAWING AND THE SUBJECT MATTER SHOWN THEREON ARE CONFIDENTIAL AND THE PROPRIETARY PROPERTY OF STEWART CONNECTOR AND SHALL NOT BE REPRODUCED, COPIED, OR USED IN ANY MANNER WITHOUT WRITTEN CONSENT OF STEWART CONNECTOR. THIS PRODUCT MAY BE PROTECTED BY ONE OR MORE OF THE FOLLOWING US PATENTS:
 5791942 6217201 6368159 6418926 6602097 6677222
 6846357 7048920 7082909 7566620 7686620
 OTHER PATENTS MAY BE PENDING.

DRN BY: KRL	DATE: 2/2/06
APPD BY: JM	DATE: 2-3-05
DWG NO. CT720001	REV. A5



REV. 6/23/05