

## Excellent Integrated System Limited

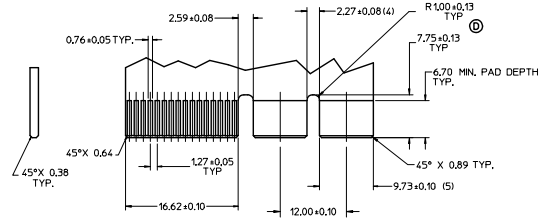
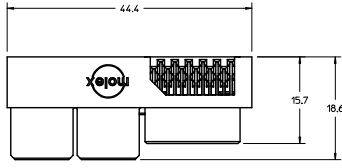
Stocking Distributor

Click to view price, real time Inventory, Delivery & Lifecycle Information:

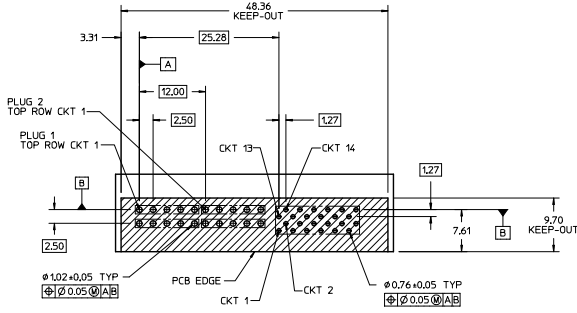
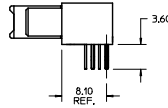
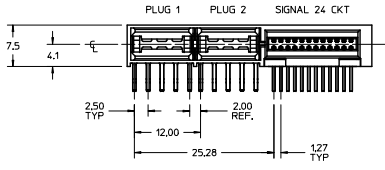
[Molex Connector Corporation](#)  
[0459840008](#)

For any questions, you can email us directly:

[sales@integrated-circuit.com](mailto:sales@integrated-circuit.com)



RECOMMENDED  
CARD EDGE LAYOUT  
THICKNESS: 1.57±0.15/0.62±0.06



RECOMMENDED PCB LAYOUT  
COMPONENT SIDE  
PCB THICKNESS: 2.36/0.93

- NOTES:
1. MATERIAL HOUSING: GLASS FILLED LCP (LIQUID CRYSTAL POLYMER), 94V-0, COLOR-BLACK. CONTACT: COPPER ALLOY.
  2. FINISH: SELECT GOLD - 76 MICROMETERS/30 MICRONCHES MINIMUM CONTACT. SELECT TIN - 3.81 MICROMETERS/150 MICRONCHES MINIMUM TAIL. BOTH OVER NICKEL - 127 MICROMETERS/50 MICRONCHES MINIMUM.
  3. POWER TERMINALS LUBRICATED IN CONTACT AREA.
  4. PRODUCT SPECIFICATION: PS-45984-001.
  5. PACKAGING: TRAY PER PK-45984-001.
  6. PARTS ARE ROHS COMPLIANT.
  7. MATES TO 1577/062 CARD EDGE OR MOLEX P/N 45985-4\*\*\*

REVISE CARD EDGE EC INCL. P/015-05/21 DORNBANDURA 2015/01/08 CHKD: APPROPRIATE 2015/01/20	QUALITY SYMBOLS	GENERAL TOLERANCES (UNLESS SPECIFIED)	DIMENSION STYLE	SCALE	DESIGN UNITS	THIRD ANGLE PROJECTION	
	4 PLACES $\pm 0.13$ 3 PLACES $\pm 0.25$ 2 PLACES $\pm 0.50$ 1 PLACE $\pm 1.00$	mm INCH	MM ONLY	3:1	METRIC	DRAWN BY BANDURA 10/13/2009 CHECKED BY BANDURA 10/15/2009 APPROVED BY PATEL 2010/06/03	TITLE RECEPTACLE ASSEMBLY LPH REVERSE ORIENTATION 4-POWER 24-SIGNAL
	DRAFT WHERE APPLICABLE MUST REMAIN WITHIN DIMENSIONS	MATERIAL NO. 45984-0008 SIZE D THIS DRAWING CONTAINS INFORMATION THAT IS PROPRIETARY TO MOLEX INCORPORATED AND SHOULD NOT BE USED WITHOUT WRITTEN PERMISSION	DOCUMENT NO. SD-45984-008	SHEET NO. 1 OF 1			
	MOLEX INCORPORATED						