

Excellent Integrated System Limited

Stocking Distributor

Click to view price, real time Inventory, Delivery & Lifecycle Information:

[Hammond Manufacturing](#)
[1422MD4](#)

For any questions, you can email us directly:

sales@integrated-circuit.com




Quality Products. Service Excellence.

Type 12 Mild Steel Multi-Door Freestanding Enclosure 1422 MD

Series

Continuous Hinge Door with Handle



Application

- Designed to house electrical, electronic, hydraulic or pneumatic controls and instruments.
- Provides a degree of protection from falling dirt, dust, oil and water.

Standards

- UL 508 Type 12
- CSA Type 12
- Complies with
 - NEMA Type 12
 - JIC EGP-1-1967
 - IEC 60529, IP54

Construction

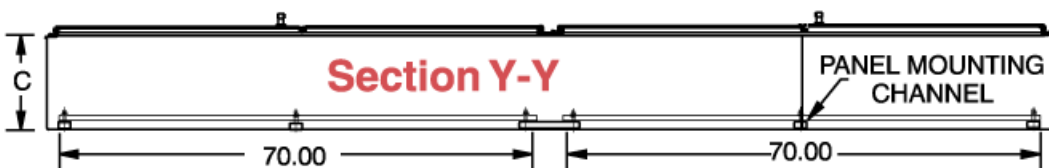
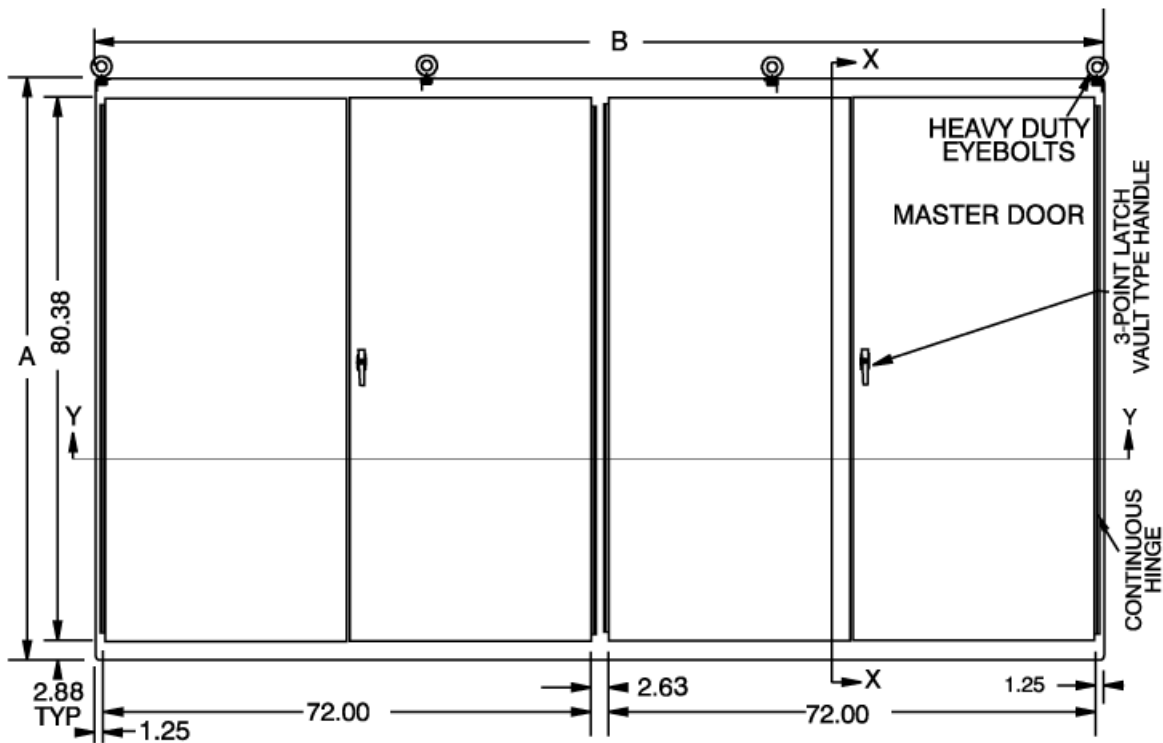
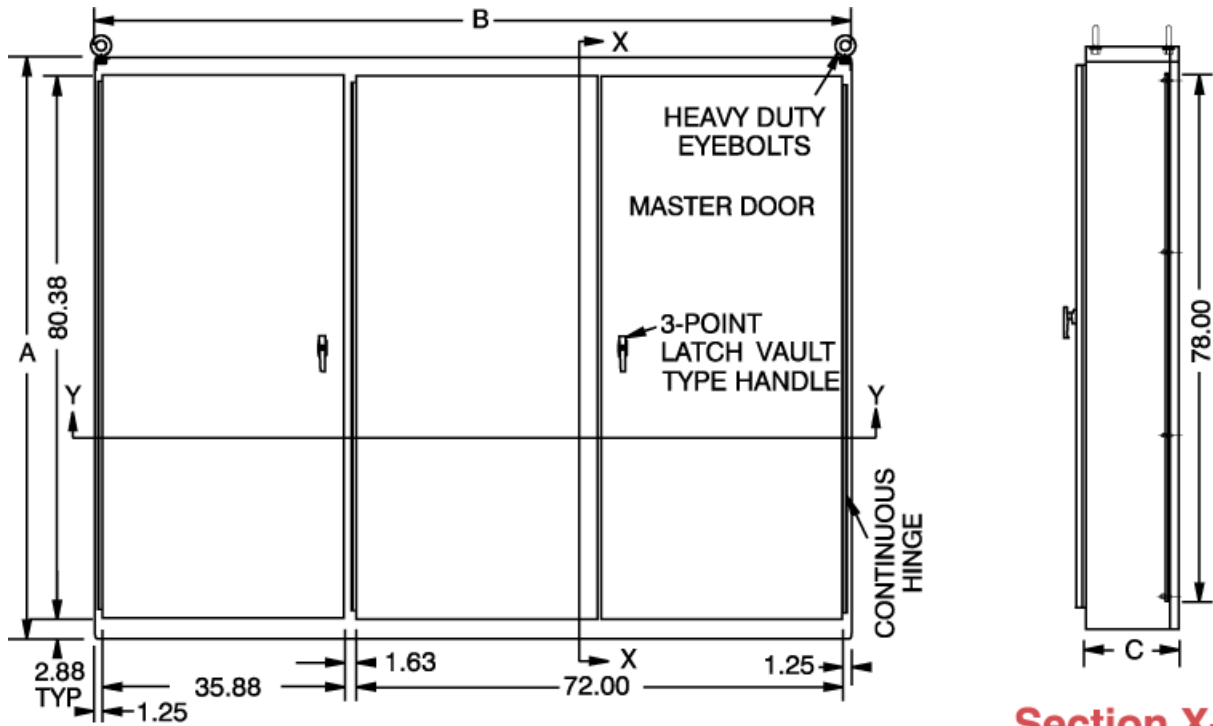
- Formed 10 gauge steel.
- Smooth, continuously welded seams without knockouts, cutouts or holes.
- Heavy duty body stiffeners are provided for extra rigidity.
- Reinforced eyebolts are provided for easy enclosure lifting.
- Double door openings have gasketed overlapping doors, eliminating the need for a center post.
- Continuously hinged doors may be removed by pulling the hinge pin.
- Doors are secured with a three point padlocking handle.
- Latch rods are equipped with rollers for easier door closing.
- Oil resistant gaskets are permanently secured.
- Removable 10 gauge inner panels are included in the enclosures.
- 3 door units have 2 panels (34" x 78" and 70" x 78").
- 4 door units have 2 panels (70" x 78" each).
- 5 door units have 3 panels (one 34" x 78" and two 70" x 78").
- Slave doors have mechanical interlock and cannot be opened unless the master door is open.
- Panel supports are provided in enclosures for easy panel installation.
- Collar studs are provided for mounting inner panels.
- A grounding stud is provided in the enclosure for each door and a bonding stud is provided on the door.
- A literature pocket is provided for the inside of the door.

Finish

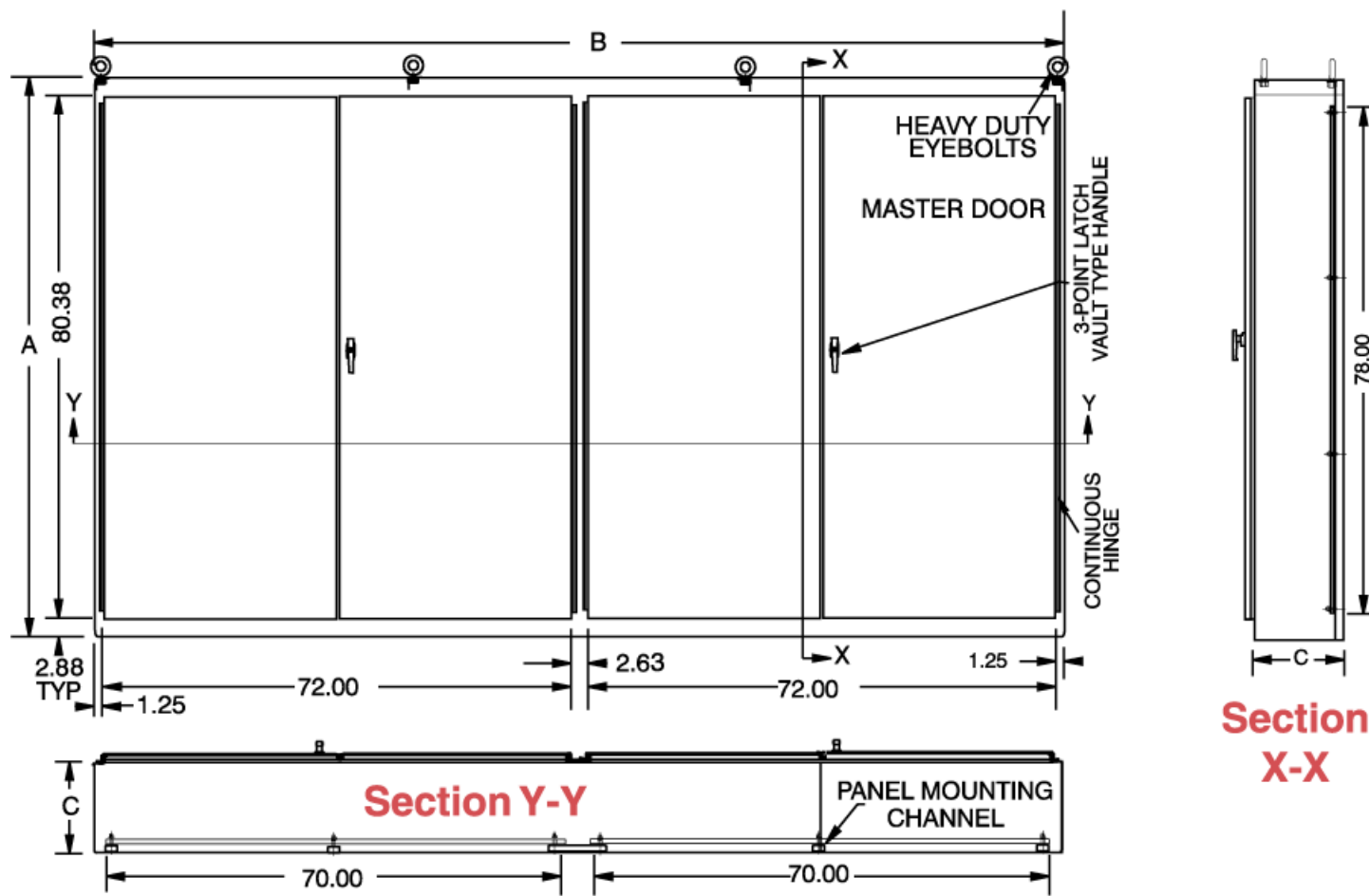
- Cover and enclosure are finished in recoatable smooth ANSI 61 gray powder coating on the outside, with white powder coating on the inside.
- Removable inner panels are finished in white powder coating.

Accessories

- Cooling Products
- Ventilation
- Filtered Fans
- Heaters
- Type 1 Louvered Ventilating Plates
- Window Kits
- Blowers and Fans
- Door Stop Kit
- Gland Plates
- Lighting
- Temperature Controls
- Ground Wire Kits



Section X-X



Part No.	A	B	C	Ship Wt. (lbs)
1422MD3	86.12	112.00	14.12	1850
1422MD320	86.12	112.00	20.12	1946
1422MD4	86.12	149.12	14.12	2270
1422MD420	86.12	149.12	20.12	2383

Data subject to change without notice