

Excellent Integrated System Limited

Stocking Distributor

Click to view price, real time Inventory, Delivery & Lifecycle Information:

[Hammond Manufacturing](#)
[1418N4SSY24](#)

For any questions, you can email us directly:

sales@integrated-circuit.com



Quality Products. Service Excellence.

Type 4X Stainless Steel Freestanding Enclosure *1418 N4 FS SS Series*

Continuous Hinge Door with Clamps



Application

- Designed to house electrical, electronic, hydraulic or pneumatic controls with provision for panel mounting or rack mounting of equipment.
- Provides protection where equipment may be hosed down or otherwise be very wet, or in specific applications where corrosion is a serious problem.
- A variety of inner panels, rack mounting rails and swing out frames are available to provide flexibility in mounting arrangements.

Standards

- UL 508 Type 3R, 4, 4X and 12
- CSA Type 3R, 4, 4X and 12
- Complies with
 - NEMA Type 3R, 4, 4X, 12 and 13
 - IEC 60529, IP66

Construction

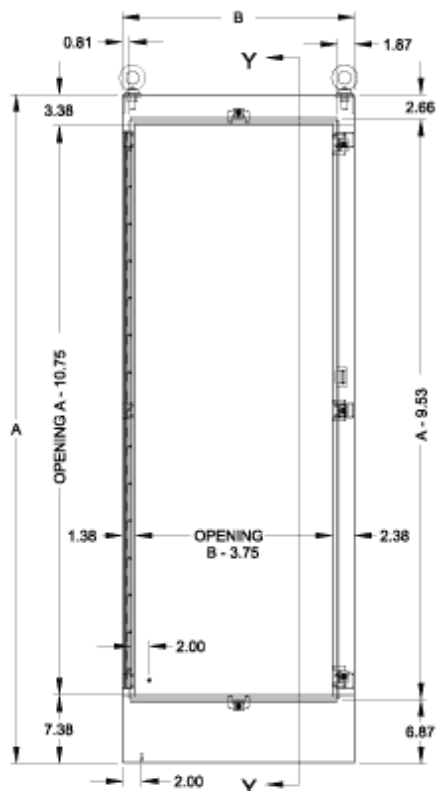
- Formed 12 gauge 304 or 316 stainless steel.
- Smooth, continuously welded seams without knockouts, cutouts or holes.
- Heavy duty stainless steel lifting eyebolts are provided with reinforcing support angles.
- Doors are supported with heavy gauge continuous hinges.
- Doors are secured with heavy duty stainless steel clamps.
- Seamless poured-in place gasket.
- Mounting channels are welded on the inside of the enclosure for mounting of optional inner panels or rack equipment rails.
- A grounding stud is provided in the enclosure and a bonding stud is provided on the door.

Finish

- Cover and enclosure are natural stainless steel with a smooth brushed finish.
- Optional inner panels are finished in white powder paint.

Accessories

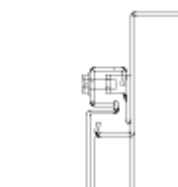
- | | |
|----------------------|------------------------|
| • Cooling Products | • Ventilation |
| • Door Stop Kit | • Drip Shield Kit |
| • Door Support Guide | • Filtered Fans |
| • Heaters | • Inner Panels |
| • Lighting | • Panel Rails |
| • Swing Out Frames | • Temperature Controls |
| • Window Kits | • Ground Wire Kits |



Front View



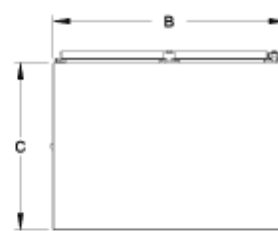
Section Y-Y



Top Lid Detail



Strut Detail - Right Side



Bottom View

304 S.S. Part No.	316 S.S. Part No.	A	B	C	Opt. Full Panel	Ship Wt. (lbs)
1418N4SSW18	1418N4S16W18	72.06	25.06	18.06	72WFW	290
1418N4SSX24	1418N4S16X24	72.06	31.06	24.06	72XFW	350
1418N4SSY24	1418N4S16Y24	72.06	37.06	24.06	72YFW	390

Data subject to change without notice