

## Excellent Integrated System Limited

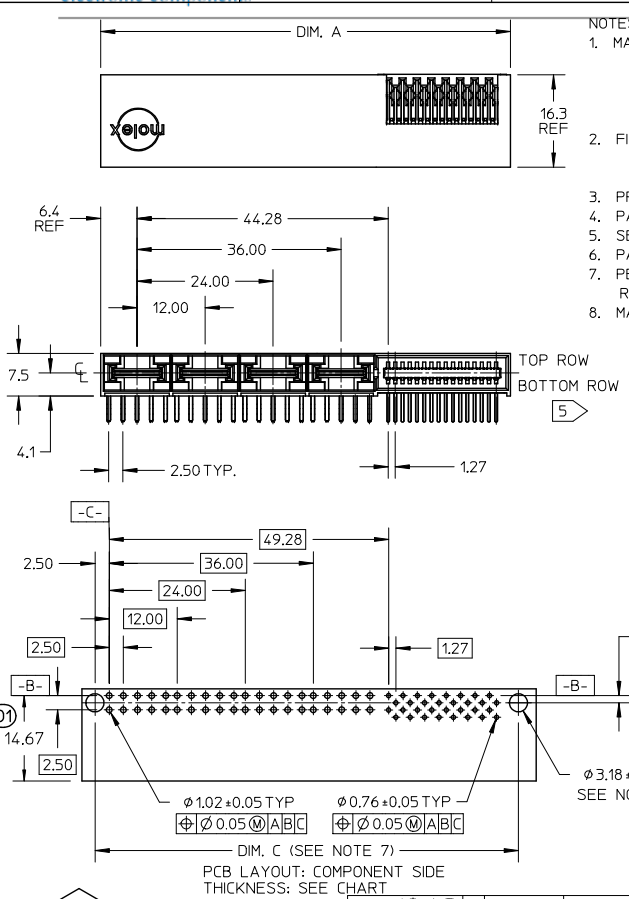
Stocking Distributor

Click to view price, real time Inventory, Delivery & Lifecycle Information:

[Molex Connector Corporation](#)  
[0459858111](#)

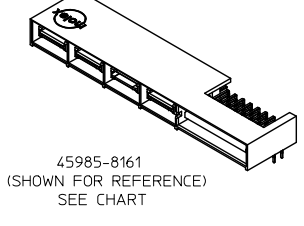
For any questions, you can email us directly:

[sales@integrated-circuit.com](mailto:sales@integrated-circuit.com)



- NOTES:
- MATERIAL:  
HOUSING: GLASS FILLED LCP (LIQUID CRYSTAL POLYMER), UL94V-0, COLOR-BLACK  
POWER CONTACT: COPPER ALLOY  
SIGNAL CONTACT: PHOSPHOR BRONZE
  - FINISH: SELECT GOLD 0.76 MICROMETER/30 MICROINCH MINIMUM,  
SELECT TIN 3.81 MICROMETER/150 MICROINCH MINIMUM,  
BOTH OVER NICKEL 1.27 MICROMETER/50 MICROINCH MINIMUM.
  - PRODUCT SPECIFICATION: PS-45984-001
  - PACKAGING SPECIFICATION: TRAY PER PK-45984-001
  - SEE SHEET 5 FOR CIRCUIT IDENTIFICATION
  - PARTS ARE RoHS COMPLIANT.
  - PEG HOLES ARE OPTIONAL PCB FEATURES AND ARE REQUIRED ONLY WITH THE PEGGED HOUSING OPTIONS.
  - MATES WITH RECEPTACLE SERIES 45984-8\*\*\*.

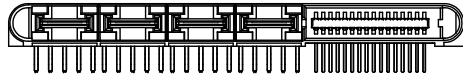
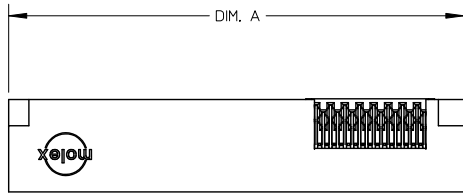
NO OF SIGNAL	MATERIAL NUMBER	DIM A REF	DIM P	PCB THK
12	45985-8111	60.16	4.50	3.18
16	45985-8121	62.70		
20	45985-8131	65.24		
24	45985-8141	67.78		
28	45985-8151	70.32	3.90	2.36
32	45985-8161	72.86		
36	45985-8171	75.40		
40	45985-8181	77.94		
12	45985-8112	60.16	2.90	1.57
16	45985-8122	62.70		
20	45985-8132	65.24		
24	45985-8142	67.78		
28	45985-8152	70.32	2.90	1.57
32	45985-8162	72.86		
36	45985-8172	75.40		
40	45985-8182	77.94		
12	45985-8113	60.16	2.90	1.57
16	45985-8123	62.70		
20	45985-8133	65.24		
24	45985-8143	67.78		
28	45985-8153	70.32	2.90	1.57
32	45985-8163	72.86		
36	45985-8173	75.40		
40	45985-8183	77.94		



ADD DIMENSION	DESCRIPTION
EC NO: LCP2015-3913	
DRWN: JOULES	
CHKD: MBANDURA	
APPR: APATEL	
REV	
D1	

QUALITY SYMBOLS	GENERAL TOLERANCES (UNLESS SPECIFIED)
$\nabla = 0$	4 PLACES ± --- ± ---
$\nabla = 0$	3 PLACES ± --- ± ---
$\nabla = 0$	2 PLACES ± 0.25 ± ---
$\nabla = 0$	1 PLACE ± --- ± ---
	ANGULAR ± 1/2°
	DRAFT WHERE APPLICABLE MUST REMAIN WITHIN DIMENSIONS

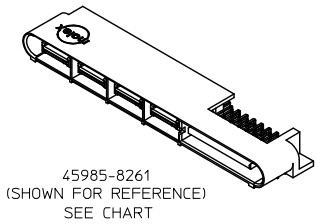
DIMENSION STYLE		SCALE	DESIGN UNITS	THIRD ANGLE PROJECTION
MM ONLY		1:1	METRIC	
DRAWN BY	DATE	TITLE		
SCHAFFER	2005/05/17	LPH PLUG ASSEMBLY		
CHECKED BY	DATE	RT ANGLE 8 CIRCUIT		
SAMIEC	2005/05/17	POWER CONNECTOR		
APPROVED BY	DATE	MOLEX INCORPORATED		
MARGULIS	2005/05/18	MOLEX INCORPORATED		
MATERIAL NO.	DOCUMENT NO.	SHEET NO.		
SEE CHART	SD-45985-800	1 OF 5		
SIZE A	THIS DRAWING CONTAINS INFORMATION THAT IS PROPRIETARY TO MOLEX INCORPORATED AND SHOULD NOT BE USED WITHOUT WRITTEN PERMISSION			



GUIDE OPTIONS

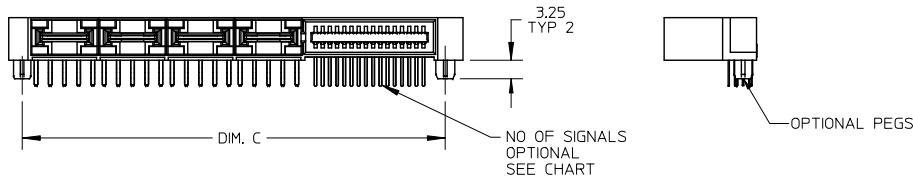
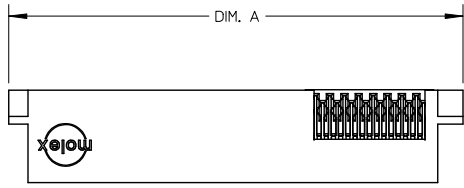
NO. OF SIGNAL	MATERIAL NUMBER	DIM. A REF	DIM. P	PCB THK
12	45985-8211	67.66	4.50	3.18
16	45985-8221	70.20		
20	45985-8231	72.74		
24	45985-8241	75.28		
28	45985-8251	77.82		
32	45985-8261	80.36		
36	45985-8271	82.90	3.90	2.36
40	45985-8281	85.44		
12	45985-8212	67.26		
16	45985-8222	70.20		
20	45985-8232	72.74		
24	45985-8242	75.28		
28	45985-8252	77.82		
32	45985-8262	80.36		
36	45985-8272	82.90	2.90	1.57
40	45985-8282	85.44		
12	45985-8213	67.66		
16	45985-8223	70.20		
20	45985-8233	72.74		
24	45985-8243	75.28		
28	45985-8253	77.82		
32	45985-8263	80.36		
36	45985-8273	82.90		
40	45985-8283	85.44		

NOTE:  
1. SEE SHEET 1 FOR DIMENSIONS NOT SHOWN.



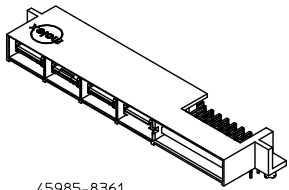
SEE SHEET 1 EC NO: UCP2015-3913 DRWN: JUILLES CHKD: MBANDURA APPR: APATEL	DESCRIPTION 2015/03/24 2015/03/24 2015/04/09	QUALITY SYMBOLS	GENERAL TOLERANCES (UNLESS SPECIFIED)		DIMENSION STYLE		SCALE	DESIGN UNITS	THIRD ANGLE PROJECTION		
		$\nabla = 0$ $\nabla = 0$ $\nabla = 0$	mm	INCH	MM ONLY		1:1	METRIC			
		4 PLACES ± --- ± --- 3 PLACES ± --- ± --- 2 PLACES ± 0.25 ± --- 1 PLACE ± --- ± ---	ANGULAR ± 1/2°		DRAWN BY	DATE	TITLE				
		DRAFT WHERE APPLICABLE MUST REMAIN WITHIN DIMENSIONS	SEE CHART		SCHAFFER	2005/05/17	LPH PLUG ASSEMBLY RT ANGLE 8 CIRCUIT POWER CONNECTOR				
D1	REV			APPROVED BY	DATE	MATERIAL NO.		DOCUMENT NO.		SHEET NO.	
				MARGULIS	2005/05/18	SD-45985-800				2 OF 5	
			SIZE A		THIS DRAWING CONTAINS INFORMATION THAT IS PROPRIETARY TO MOLEX INCORPORATED AND SHOULD NOT BE USED WITHOUT WRITTEN PERMISSION						

NO OF SIGNAL	MATERIAL NUMBER	DIM A REF	DIM C	DIM P	PCB THK
12	45985-8311	67.66	61.98	4.50	3.18
16	45985-8321	70.20	64.52		
20	45985-8331	72.74	67.06		
24	45985-8341	75.28	69.60		
28	45985-8351	77.82	72.14		
32	45985-8361	80.36	74.68		
36	45985-8371	82.90	77.22	3.90	2.36
40	45985-8381	85.44	79.76		
12	45985-8312	67.66	61.98		
16	45985-8322	70.20	64.52		
20	45985-8332	72.74	67.06		
24	45985-8342	75.28	69.60		
28	45985-8352	77.82	72.14		
32	45985-8362	80.36	74.68		
36	45985-8372	82.90	77.22	2.90	1.57
40	45985-8382	85.44	79.76		
12	45985-8313	67.66	61.98		
16	45985-8323	70.20	64.52		
20	45985-8333	72.74	67.06		
24	45985-8343	75.28	69.60		
28	45985-8353	77.82	72.14		
32	45985-8363	80.36	74.68		
36	45985-8373	82.90	77.22		
40	45985-8383	85.44	79.76		



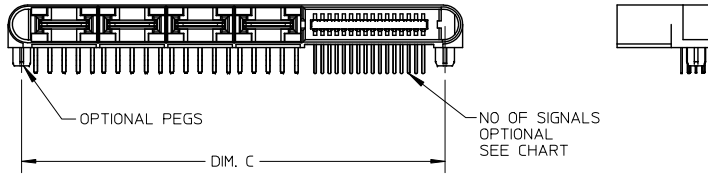
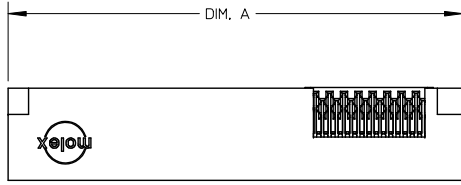
MOUNTING PEG OPTIONS

NOTE:  
1. SEE SHEET 1 FOR DIMENSIONS NOT SHOWN.



45985-8361  
(SHOWN FOR REFERENCE)  
SEE CHART

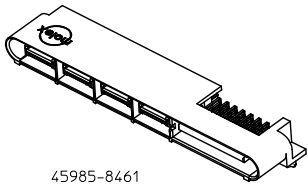
SEE SHEET 1 EC NO: UCP2015-3913 DRWN: JUILLES CHK: MBANDURA APPR: APATEL	DESCRIPTION 2015/03/24 2015/03/24 2015/04/09	QUALITY SYMBOLS	GENERAL TOLERANCES (UNLESS SPECIFIED)		DIMENSION STYLE MM ONLY		SCALE 1:1	DESIGN UNITS METRIC	THIRD ANGLE PROJECTION	
		▽=0	mm	INCH	DRAWN BY SCHAFFER	DATE 2005/05/17	TITLE LPH PLUG ASSEMBLY RT ANGLE 8 CIRCUIT POWER CONNECTOR  MOLEX INCORPORATED  DOCUMENT NO. SD-45985-800			
		▽=0	4 PLACES ± --- ± ---	3 PLACES ± --- ± ---	CHECKED BY SAMIEC	DATE 2005/05/17				
		▽=0	2 PLACES ± 0.25 ± ---	1 PLACE ± --- ± ---	APPROVED BY MARGULIS	DATE 2005/05/18				
REV	D1	ANGULAR ±1/2°	DRAFT WHERE APPLICABLE MUST REMAIN WITHIN DIMENSIONS		SEE CHART		SHEET NO. 3 OF 5			



GUIDE & MOUNTING PEG OPTIONS

NO OF SIGNAL	MATERIAL NUMBER	DIM A REF	DIM C	DIM P	PCB THK
12	45985-8411	67.66	61.98	4.50	3.18
16	45985-8421	70.20	64.52		
20	45985-8431	72.74	67.06		
24	45985-8441	75.28	69.60		
28	45985-8451	77.82	72.14		
32	45985-8461	80.36	74.68	3.90	2.36
36	45985-8471	82.90	77.22		
40	45985-8481	85.44	79.76		
12	45985-8412	67.66	61.98		
16	45985-8422	70.20	64.52		
20	45985-8432	72.74	67.06		
24	45985-8442	75.28	69.60		
28	45985-8452	77.82	72.14		
32	45985-8462	80.36	74.68		
36	45985-8472	82.90	77.22		
40	45985-8482	85.44	79.76	2.90	1.57
12	45985-8413	67.66	61.98		
16	45985-8423	70.20	64.52		
20	45985-8433	72.74	67.06		
24	45985-8443	75.28	69.60		
28	45985-8453	77.82	72.14		
32	45985-8463	80.36	74.68		
36	45985-8473	82.90	77.22		
40	45985-8483	85.44	79.76		

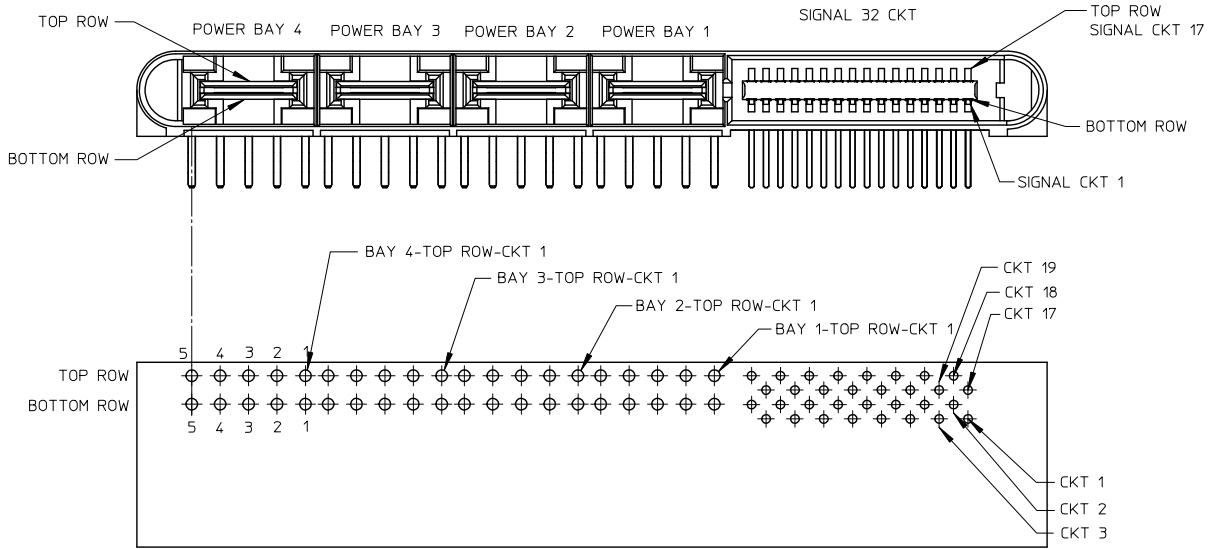
NOTE:  
1. SEE SHEET 1 FOR DIMENSIONS NOT SHOWN.



45985-8461  
(SHOWN FOR REFERENCE)  
SEE CHART

SEE SHEET 1 EC NO: UCP2015-3913 DRWN: JUILLES 2015/03/24 CHKD: MBANDURA 2015/03/24 APPR: APATEL 2015/04/09	QUALITY SYMBOLS ▽=0 ▽=0 ▽=0	GENERAL TOLERANCES (UNLESS SPECIFIED)		DIMENSION STYLE MM ONLY		SCALE 1:1	DESIGN UNITS METRIC	THIRD ANGLE PROJECTION		
			mm	INCH	DRAWN BY SCHAFFER	DATE 2005/05/17	TITLE LPH PLUG ASSEMBLY RT ANGLE 8 CIRCUIT POWER CONNECTOR			
		4 PLACES	± ---	± ---	CHECKED BY SAMI EC	DATE 2005/05/17				
		3 PLACES	± ---	± ---	APPROVED BY MARGULIS		DATE 2005/05/18	MOLEX INCORPORATED DOCUMENT NO. SD-45985-800		
2 PLACES	± 0.25	± ---	MATERIAL NO. SEE CHART			SHEET NO. 4 OF 5				
1 PLACE	± ---	± ---	ANGULAR ±1/2°							THIS DRAWING CONTAINS INFORMATION THAT IS PROPRIETARY TO MOLEX INCORPORATED AND SHOULD NOT BE USED WITHOUT WRITTEN PERMISSION
DRAFT WHERE APPLICABLE MUST REMAIN WITHIN DIMENSIONS		SIZE A								

CIRCUIT IDENTIFICATION



PCB LAYOUT: COMPONENT SIDE

SEE SHEET 1 EC NO: UCP2015-3913 DRWN: J001LES CHKD: MBANDURA APPR: APATEL	DESCRIPTION 2015/03/24 2015/03/24 2015/04/09	QUALITY SYMBOLS	GENERAL TOLERANCES (UNLESS SPECIFIED)		DIMENSION STYLE MM ONLY		SCALE 1:1	DESIGN UNITS METRIC	THIRD ANGLE PROJECTION	
		▽=0	4 PLACES	±---	±---	DRAWN BY SCHAFFER	DATE 2005/05/17	TITLE LPH PLUG ASSEMBLY RT ANGLE 8 CIRCUIT POWER CONNECTOR		
		▽=0	3 PLACES	±---	±---	CHECKED BY SAMIEC	DATE 2005/05/17			
		▽=0	2 PLACES	±0.25	±---	APPROVED BY MARGULIS	DATE 2005/05/18	MOLEX INCORPORATED DOCUMENT NO. SD-45985-800		
REV D1			1 PLACE	±---	±---	MATERIAL NO. SEE CHARTS		SHEET NO. 5 OF 5		
			ANGULAR ±1/2°		DRAFT WHERE APPLICABLE MUST REMAIN WITHIN DIMENSIONS		THIS DRAWING CONTAINS INFORMATION THAT IS PROPRIETARY TO MOLEX INCORPORATED AND SHOULD NOT BE USED WITHOUT WRITTEN PERMISSION			