

Excellent Integrated System Limited

Stocking Distributor

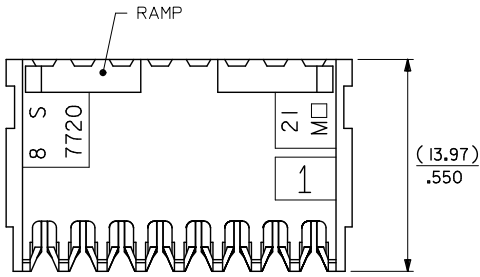
Click to view price, real time Inventory, Delivery & Lifecycle Information:

[Molex Connector Corporation](#)
[0022503155](#)

For any questions, you can email us directly:

sales@integrated-circuit.com

10 9 8 7 6 5 4 3 2 1



(1.02) .040 (5.08) .200 (1.78) .070

ALL TERMINALS HAVE CAT EAR CONFIGURATION

POLARIZING RIB

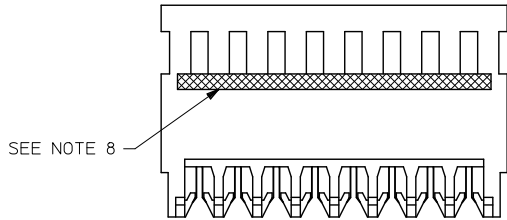
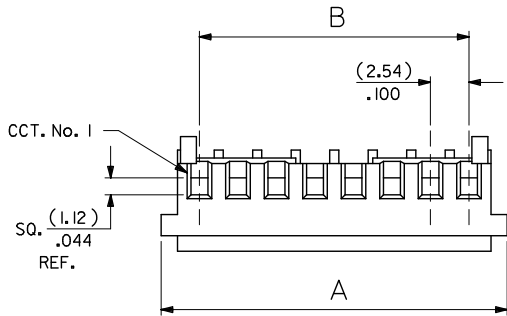
BASE No. **A-7720S** * **N** * * **VOID LOC' n.**
TERMINAL DESIGNATION
No. OF CCTS.
HOUSING CONFIGURATION

WITHOUT BACKWALL (FEED-THRU HOUSING) **C. WITH RAMP AND POL. RIB**

NO OF CCTS	DIM. A	DIM. B
2	(7.59) / .299	(2.54) / .100
3	(10.13) / .399	(5.08) / .200
4	(12.67) / .499	(7.62) / .300
5	(15.21) / .599	(10.16) / .400
6	(17.75) / .699	(12.70) / .500
7	(20.29) / .799	(15.24) / .600
8	(22.83) / .899	(17.78) / .700
9	(25.37) / .999	(20.32) / .800
10	(27.91) / 1.099	(22.86) / .900
11	(30.45) / 1.199	(25.40) / 1.000
12	(32.99) / 1.299	(27.94) / 1.100
13	(35.53) / 1.399	(30.48) / 1.200
14	(38.07) / 1.499	(33.02) / 1.300
15	(40.61) / 1.599	(35.56) / 1.400
16	(43.15) / 1.699	(38.10) / 1.500
17	(45.69) / 1.799	(40.64) / 1.600
18	(48.23) / 1.899	(43.18) / 1.700
19	(50.77) / 1.999	(45.72) / 1.800
20	(53.31) / 2.099	(48.26) / 1.900
21	(55.85) / 2.199	(50.80) / 2.000
22	(58.39) / 2.299	(53.34) / 2.100
23	(60.93) / 2.399	(55.88) / 2.200
24	(63.47) / 2.499	(58.42) / 2.300
25	(66.01) / 2.599	(60.96) / 2.400
26	(68.55) / 2.699	(63.50) / 2.500
27	(71.09) / 2.799	(66.04) / 2.600
28	(73.63) / 2.899	(68.58) / 2.700

NOTES:

1. MATERIAL: HOUSING: NYLON 6/6, UL94V-2, COLOR: NATURAL, TERMINALS: PHOS. BRONZE
2. FINISH: SEE CHARTS
3. PRODUCT SPECIFICATION: PS-99020-0088
4. PACKAGING: PER PK-7720-100
5. VOIDS ARE AVAILABLE WITH PIN WINDOWS MOLDED CLOSED.
6. THIS ASSEMBLY IS FOR USE WITH (0.64)/.025 SQ. OR ROUND PINS, INSERTION DEPTH (6.10-7.87)/.240-.310
7. THIS ASSEMBLY WILL ACCOMMODATE (1.42)/.056 MAX INSULATION DIA.
8. COLOR STRIPE ON FULL LENGTH OF RIB DENOTES WIRE GAUGE (SEE CHART)



TERMINAL DESIGNATION	COLOR STRIPE	FOR USE WITH WIRE SIZES:
H	GREEN	24 AWG SOLID, STRANDED TINNED, AND STRANDED TOPCOAT 26 AWG STRANDED TOPCOAT
J	BROWN	26 AWG SOLID AND STRANDED TINNED, AND STRANDED TOPCOAT

CHANGE PLATING EC NO: UCP2011-1314 DRAWN/KUPPER 2010/11/16 CHKD:JBELL APPR:FSMITH 2011/03/09 REV X	QUALITY SYMBOLS ▽=0 ▽=0	GENERAL TOLERANCES (UNLESS SPECIFIED) 4 PLACES ± --- ± --- 3 PLACES ± --- ± .005 2 PLACES ± 0.13 ± .010 1 PLACE ± 0.25 ± --- ANGULAR ± 2 °	DIMENSION STYLE MM/IN DRAWN BY GCH DATE 23/12/86 CHECKED BY D. MORIARTY DATE 23/12/86 APPROVED BY J. DENNEHY DATE 23/12/86	SCALE --- DESIGN UNITS METRIC THIRD ANGLE PROJECTION
		DRAFT WHERE APPLICABLE MUST REMAIN WITHIN DIMENSIONS	MATERIAL NO. SEE CHART SIZE A3 THIS DRAWING CONTAINS INFORMATION THAT IS PROPRIETARY TO MOLEX INCORPORATED AND SHOULD NOT BE USED WITHOUT WRITTEN PERMISSION	TITLE KK (2.54)/.100 INSULATION DISPLACEMENT CONNECTOR ASSEMBLY MOLEX INCORPORATED DOCUMENT NO. SDA-7720S-*N* SHEET NO. 1 OF 3

9 8 7 6 5 4 3 2 1

10 9 8 7 6 5 4 3 2 1

PART NO.	ENG. NO.	CCTS.	TERMINAL	I.D. STRIPE	PLTG.
22-50-3025	A-7720S-C 2H	2	41512-H(154)	GREEN	(0.00254)/.000100 MIN. TIN OVER (0.00127)/.000050 MIN. NICKEL
↑ 3035	↑ C 3H	3	↑	↑	
3045	C 4H	4			
3055	C 5H	5			
3065	C 6H	6			
3075	C 7H	7			
3085	C 8H	8			
3095	C 9H	9			
3105	C10H	10			
3115	C11H	11			
3125	C12H	12			
3135	C13H	13			
3145	C14H	14			
3155	C15H	15			
3165	C16H	16			
3175	C17H	17			
3185	C18H	18			
3195	C19H	19			
3205	C20H	20			
3215	C21H	21			
3225	C22H	22			
3235	C23H	23			
3245	C24H	24			
3255	C25H	25			
3265	C26H	26			
↓ 3275	↓ C27H	27	↓	↓	
22-50-3285	A-7720S-C28H	28	41512-H(154)	GREEN	

NOTE#

1. 18 - 28 CIRCUITS ARE NON-STANDARD.

CHANGE PLATING EC NO: UCP2011-1314 DRAWN/UPPER 2010/11/16 CHKD:JBELL APPR:FSMITH 2011/03/09	QUALITY SYMBOLS	GENERAL TOLERANCES (UNLESS SPECIFIED)	DIMENSION STYLE	SCALE	DESIGN UNITS	THIRD ANGLE PROJECTION	
	▽=0	mm INCH	MM/IN	---	METRIC		
	▽=0	4 PLACES ± --- ± ---	DRAWN BY DATE				
		3 PLACES ± --- ± ---	MCC 2/1/86	TITLE			
	2 PLACES ± --- ± ---	CHECKED BY DATE	KK (2.54)/.100				
	1 PLACE ± --- ± ---	D. MORIARTY 2/1/86	INSULATION DISPLACEMENT				
	ANGULAR ± --- °	APPROVED BY DATE	CONNECTOR ASSEMBLY				
		J. DENNEHY 2/1/86	MOLEX INCORPORATED				
		MATERIAL NO.	DOCUMENT NO.				
		SEE CHART	SDA-7720S-*N*				
		SIZE	SHEET NO.				
		A3	2 OF 3				
		THIS DRAWING CONTAINS INFORMATION THAT IS PROPRIETARY TO MOLEX INCORPORATED AND SHOULD NOT BE USED WITHOUT WRITTEN PERMISSION					

9 8 7 6 5 4 3 2 1