

## Excellent Integrated System Limited

Stocking Distributor

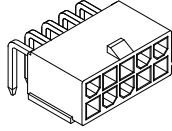
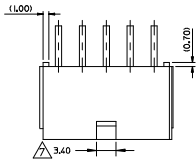
Click to view price, real time Inventory, Delivery & Lifecycle Information:

[Molex Connector Corporation](#)  
[0874270402](#)

For any questions, you can email us directly:

[sales@integrated-circuit.com](mailto:sales@integrated-circuit.com)

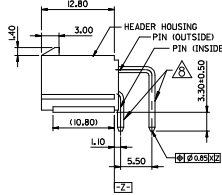
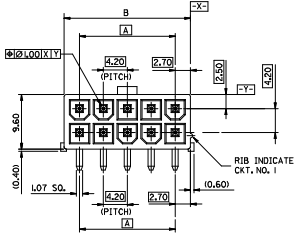
51.60±0.55	46.20	24
47.40±0.55	42.00	22
43.20±0.50	37.80	20
39.00±0.45	33.60	18
34.80±0.35	29.40	16
30.60±0.30	25.20	14
26.40±0.30	21.00	12
22.20±0.30	16.80	10
18.00±0.30	12.60	8
13.80±0.25	8.40	6
9.60±0.25	4.20	4
5.40±0.20	--	2
B	A	CKT. SIZE



ISOMETRIC VIEW

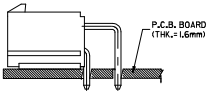
LEGEND

- 87427-\*\*\*  
CKT. SIZE (SEE SHEET 2).
- PLATING OPTIONS  
2 - NOTE   
4 - NOTE
- PACKAGING & COLOR OPTIONS   
0 = TRAY PACKED - COLOR BEIGE  
2 = TUBE PACKED - COLOR BEIGE  
3 = TAPE & REEL PACKED - COLOR BEIGE  
7 = TRAY PACKED - COLOR BLACK

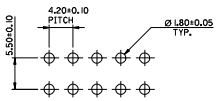


NOTES

- MATERIALS:  
- HEADER: NYLON 46, UL94V-0, COLOR SEE LEGEND.  
- PIN: BRASS
- FINISH- PLATING OF PIN:  
 MATTE TIN .00254 MIN. OVER NICKEL .00127 MIN.
- PRODUCT SPECIFICATION: PS-87427-0001.  
PACKAGING SPECIFICATION:  
TRAY PACK PER PK-87427-001.  
TUBE PACK PER PK-87427-006.  
TAPE & REEL PACK PER PK-87427-009.
- MATES WITH: MINI-FIT JR. RECEPTACLE SERIES 5557.
- THESE PARTS CONFORM TO CLASS "B" REQUIREMENTS OF COSMETIC SPECIFICATION PS-45499-002.
- THIS DIMENSION IS 4.2 ON 2 CKT PARTS.
- FORMING MARKS ARE ACCEPTABLE.
- DISCOLORATION IN THE BANDOLIER CARRIER AREA OF THE PIN IS INHERENT TO THE PLATING PROCESS AND IS DUE TO THE MASKING EFFECT OF THE CARRIER. THIS DISCOLORATION IS IN A NON-FUNCTIONAL AREA OF THE PIN AND WILL NOT AFFECT THE PERFORMANCE OF THE HEADER ASSEMBLY.
- PARTS ARE NOT DESIGNED FOR CURRENT SHARING.
- CONNECTORS ARE NOT TO BE MATED AND UNMATED WHILE CIRCUITS ARE LIVE.



RECOMMENDED INSTALLATION PATTERN



RECOMMENDED P.C.B. LAYOUT

ADD -0634 & -0434 EC NO: UCP2016-4267 DRAWN:SLAFER 2016/05/02 CHKD:J.BELL 2016/05/02 APPROV:SMITH 2016/06/15	QUALITY SYMBOLS ▽=0 ▽=0 ▽=0	GENERAL TOLERANCES (UNLESS SPECIFIED)	DIMENSION STYLE		SCALE 2:1	DESIGN UNITS METRIC	THIRD ANGLE PROJECTION	TITLE 4.2MM W-T-B, RIGHT ANGLE HEADER WITHOUT MOUNTING FLANGES	SHEET NO. 1 OF 2
			mm	INCH					
REV	DESCRIPTION	4 PLACES ±---	±---	CHECKED BY EDMUD	DATE 1995/03/01				
		3 PLACES ±---	±---	APPROVED BY FSMITH	DATE 2010/04/09				
		2 PLACES ±0.20	±---	MATERIAL NO.		DOCUMENT NO.		SD-87427-***0*	
		1 PLACE ±0.20	±---	SEE CHART					
		0 PLACE ±---	±---	DRAFT WHERE APPLICABLE MUST REMAIN WITHIN DIMENSIONS THIS DRAWING CONTAINS INFORMATION THAT IS PROPRIETARY TO MOLEX INCORPORATED AND SHOULD NOT BE USED WITHOUT WRITTEN PERMISSION					

