

## Excellent Integrated System Limited

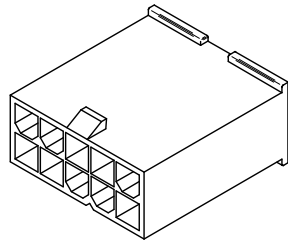
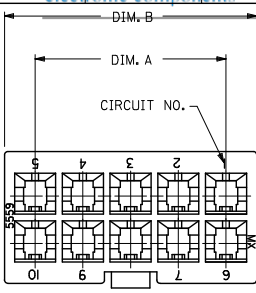
Stocking Distributor

Click to view price, real time Inventory, Delivery & Lifecycle Information:

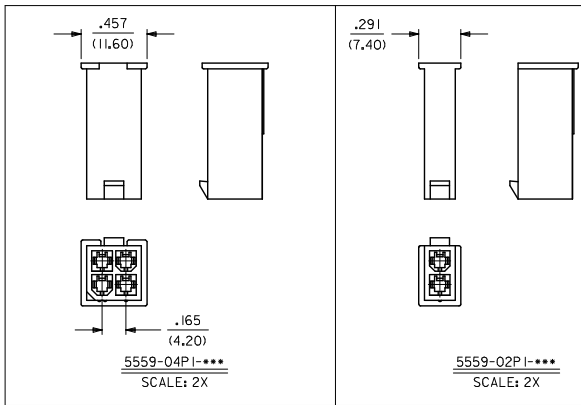
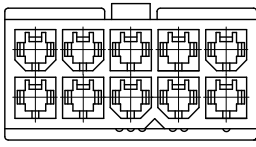
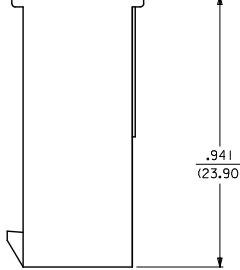
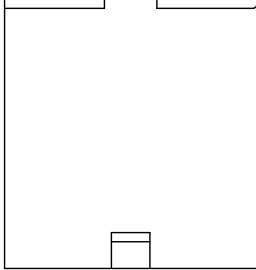
[Molex Connector Corporation](#)  
[0039013149](#)

For any questions, you can email us directly:

[sales@integrated-circuit.com](mailto:sales@integrated-circuit.com)



CKT. SIZE	DIM. A	DIM. B
6	.331 (8.40)	.543 (13.80)
8	.496 (12.60)	.709 (18.00)
10	.661 (16.80)	.874 (22.20)
12	.827 (21.00)	1.039 (26.40)
14	.992 (25.20)	1.205 (30.60)
16	1.157 (29.40)	1.370 (34.80)
18	1.323 (33.60)	1.535 (39.00)
20	1.488 (37.80)	1.701 (43.20)
22	1.654 (42.00)	1.866 (47.40)
24	1.819 (46.20)	2.031 (51.60)



- NOTES:
- MATERIAL: BLANK=NYLON 6/6, UL 94V-2, COLOR: NATURAL  
BL=NYLON 6/6, UL 94V-2, COLOR: BLACK  
210=NYLON 6/6, UL 94V-0, COLOR: NATURAL  
400=NYLON 6/6, UL 94V-0, COLOR: BLACK
  - FINISH: N/A
  - PRODUCT SPECIFICATION: PS-5556-001
  - PACKAGING SPECIFICATION: PK-5559-002
  - THIS PART MATES WITH RECEPTACLE #5557
  - THIS PART IS FOR USE WITH MOLEX MALE TERMINAL #5558-\*
  - PART IS NOT DESIGNED FOR CURRENT SHARING
  - CONNECTORS ARE NOT TO BE MATED OR UNMATED WHILE CIRCUITS ARE LIVE
  - WIRES ARE TO BE DRESSED IN SUCH A MANNER TO ALLOW THE TERMINALS TO FLOAT FREELY IN THE POCKET
  - PART CONFORMS TO CLASS "B" REQUIREMENTS OF COSMETIC SPECIFICATION PS-45499-002 WITH THE EXCEPTION OF DISCOLORATION, FLASH AND SINK MEET CLASS "C" REQUIREMENTS.

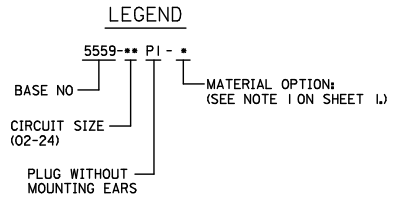
OBS-220 P/NS EC NO: UCP2015-4965 DRAWN: JIMMIE 2015/05/28 CHKD: BELL 2015/05/28 APPR: SMITH 2015/06/17 D5 REV	QUALITY SYMBOLS 	GENERAL TOLERANCES (UNLESS SPECIFIED) mm INCH 4 PLACES ± --- ± --- 3 PLACES ± --- ± .015 2 PLACES ± 0.38 ± --- 1 PLACE ± --- ± --- ANGULAR ± 1/2°	DIMENSION STYLE IN/MM DRAWN BY R JF DATE 1989/09/22 CHECKED BY BAP DATE 1989/09/22 APPROVED BY ROS DATE 1989/09/22	SCALE 4:1 DESIGN UNITS METRIC THIRD ANGLE PROJECTION	TITLE MINI FIT JR SERIES PLUG W/O MTG. EARS	MATERIAL NO. SEE CHART DOCUMENT NO. SD-5559-NP1*	SHEET NO. 1 OF 2	
		DRAFT WHERE APPLICABLE MUST REMAIN WITHIN DIMENSIONS						
		THIS DRAWING CONTAINS INFORMATION THAT IS PROPRIETARY TO MOLEX INCORPORATED AND SHOULD NOT BE USED WITHOUT WRITTEN PERMISSION						
		MOLEX MOLEX INCORPORATED						

PART NUMBER	ENG. NUMBER	CIRCUIT SIZE	MATERIAL
39-01-3023	5559-02P1	2	94V-2
39-01-3043	5559-04P1	4	94V-2
39-01-3063	5559-06P1	6	94V-2
39-01-3083	5559-08P1	8	94V-2
39-01-3103	5559-10P1	10	94V-2
39-01-3123	5559-12P1	12	94V-2
39-01-3143	5559-14P1	14	94V-2
39-01-3163	5559-16P1	16	94V-2
39-01-3183	5559-18P1	18	94V-2
39-01-3203	5559-20P1	20	94V-2
39-01-3223	5559-22P1	22	94V-2
39-01-3243	5559-24P1	24	94V-2

PART NUMBER	ENG. NUMBER	CIRCUIT SIZE	MATERIAL
39-01-3029	5559-02P1-210	2	94V-0
39-01-3049	5559-04P1-210	4	94V-0
39-01-3069	5559-06P1-210	6	94V-0
39-01-3089	5559-08P1-210	8	94V-0
39-01-3109	5559-10P1-210	10	94V-0
39-01-3129	5559-12P1-210	12	94V-0
39-01-3149	5559-14P1-210	14	94V-0
39-01-3169	5559-16P1-210	16	94V-0
39-01-3189	5559-18P1-210	18	94V-0
39-01-3209	5559-20P1-210	20	94V-0
39-01-3229	5559-22P1-210	22	94V-0
39-01-3249	5559-24P1-210	24	94V-0

PART NUMBER	ENG. NUMBER	CIRCUIT SIZE	MATERIAL
46999-0275	5559-02P1-400	2	94V-0 BLACK
46999-0276	5559-04P1-400	4	94V-0 BLACK
46999-0277	5559-06P1-400	6	94V-0 BLACK
46999-0278	5559-08P1-400	8	94V-0 BLACK
46999-0279	5559-10P1-400	10	94V-0 BLACK
46999-0280	5559-12P1-400	12	94V-0 BLACK
46999-0281	5559-14P1-400	14	94V-0 BLACK
46999-0282	5559-16P1-400	16	94V-0 BLACK
46999-0283	5559-18P1-400	18	94V-0 BLACK
46999-0284	5559-20P1-400	20	94V-0 BLACK
46999-0285	5559-22P1-400	22	94V-0 BLACK
46999-0286	5559-24P1-400	24	94V-0 BLACK

PART NUMBER	ENG. NUMBER	CIRCUIT SIZE	MATERIAL
39-01-3026	5559-02P1-BL	2	94V-2 BLACK
39-01-3046	5559-04P1-BL	4	94V-2 BLACK
39-01-3066	5559-06P1-BL	6	94V-2 BLACK
39-01-3086	5559-08P1-BL	8	94V-2 BLACK
39-01-3106	5559-10P1-BL	10	94V-2 BLACK
39-01-3126	5559-12P1-BL	12	94V-2 BLACK
39-01-3146	5559-14P1-BL	14	94V-2 BLACK
39-01-3166	5559-16P1-BL	16	94V-2 BLACK



SEE SHEET 1 IEC NO: UCP2015-4965 DRAWN: JIMMY CHKD: BELL APPROV: SMITH	2015/05/26 2015/05/26 2015/06/17	QUALITY SYMBOLS ▽=0 ▽=0 ▽=0	GENERAL TOLERANCES (UNLESS SPECIFIED)		DIMENSION STYLE		SCALE	DESIGN UNITS	THIRD ANGLE PROJECTION				
					IN/MM		1:1	METRIC	MINI FIT JR SERIES PLUG W/O MTG. EARS				
			4 PLACES ± --- ± ---	3 PLACES ± --- ± .015	2 PLACES ± 0.38 ± ---	1 PLACE ± --- ± ---	ANGULAR ± 1/2°	DRAWN BY R J F	DATE 1989/09/22	CHECKED BY B A P	DATE 1989/09/22	APPROVED BY R O S	DATE 1989/09/22
			DRAFT WHERE APPLICABLE MUST REMAIN WITHIN DIMENSIONS		SEE CHART		MATERIAL NO.		DOCUMENT NO.		SHEET NO.		