



Distributor of Molex Connector Corporation: Excellent Integrated System Limited
Datasheet of 0901471106 - Connector Receptacle 6 Position 0.100" (2.54mm) Tin Through Hole

Contact us: sales@integrated-circuit.com Website: www.integrated-circuit.com

Excellent Integrated System Limited

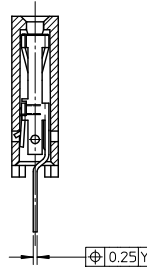
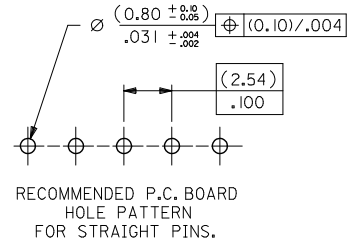
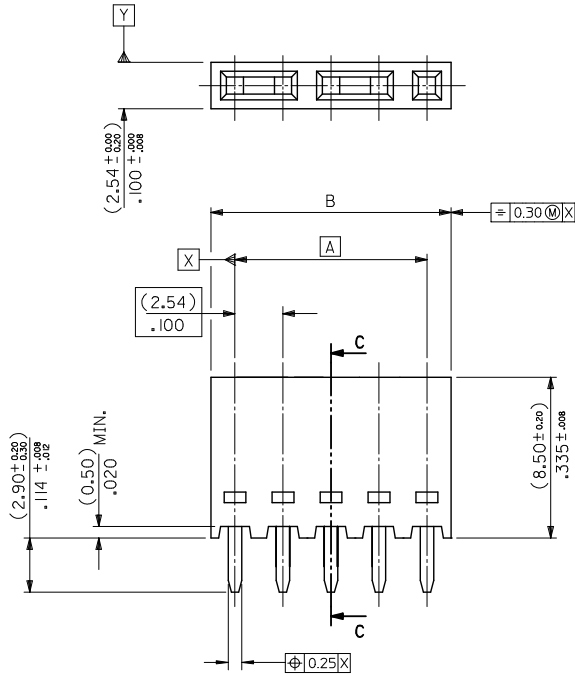
Stocking Distributor

Click to view price, real time Inventory, Delivery & Lifecycle Information:

[Molex Connector Corporation](#)
[0901471106](#)

For any questions, you can email us directly:
sales@integrated-circuit.com

Contact us: sales@integrated-circuit.com Website: www.integrated-circuit.com



SECTION C-C SHOWING STRAIGHT PINS.

NOTES:

- CONTACT-PLATED PHOSPHOR BRONZE.
- HOUSING-15% GLASS FILLED POLYESTER. COLOUR: BLACK.
- FOR (0.635)/0.025 SQ. MALE PINS THE LENGTH MUST BE (5.65)/2.22 MIN & (7.00)/2.76 MAX. TO ENSURE GOOD CONNECTION WITH CONTACT.
- PRODUCT SPECIFICATION: PS-99020-0001.
- PCB THICKNESS 1.6MM

UPDATE FEATURE CONTROL REVISION: S2013-0792 DRAWN BY: DRWINATSEE 2013/05/09 CHECKED BY: CHK-SKANG 2013/05/15 APPROVED BY: APPR-MLONG 2013/05/16 REV: AD	QUALITY SYMBOLS	GENERAL TOLERANCES (UNLESS SPECIFIED)	DIMENSION STYLE	SCALE	DESIGN UNITS	THIRD ANGLE PROJECTION																	
	$\nabla=0$ $\nabla=0$ $\nabla=0$	<table border="1"> <thead> <tr> <th></th> <th>MM</th> <th>INCH</th> </tr> </thead> <tbody> <tr> <td>4 PLACES</td> <td>±---</td> <td>±---</td> </tr> <tr> <td>3 PLACES</td> <td>±---</td> <td>±---</td> </tr> <tr> <td>2 PLACES</td> <td>±---</td> <td>±---</td> </tr> <tr> <td>1 PLACE</td> <td>±---</td> <td>±---</td> </tr> <tr> <td>0 PLACE</td> <td>±</td> <td>±</td> </tr> </tbody> </table>		MM	INCH		4 PLACES	±---	±---	3 PLACES	±---	±---	2 PLACES	±---	±---	1 PLACE	±---	±---	0 PLACE	±	±	MM/IN	NTS
		MM	INCH																				
	4 PLACES	±---	±---																				
3 PLACES	±---	±---																					
2 PLACES	±---	±---																					
1 PLACE	±---	±---																					
0 PLACE	±	±																					
ANGULAR ± 2° DRAFT WHERE APPLICABLE MUST REMAIN WITHIN DIMENSIONS	DRAWN BY: DB DATE: 1987/07/14 CHECKED BY: JDENNEHY DATE: 2005/07/07 APPROVED BY: JDENNEHY DATE: 2005/07/07	TITLE	C-GRID III, SINGLE ROW VERTICAL P.C. BOARD CONNECTOR ASSEMBLY.																				
MATERIAL NO. SEE TABLE SIZE: A3 THIS DRAWING CONTAINS INFORMATION THAT IS PROPRIETARY TO MOLEX INCORPORATED AND SHOULD NOT BE USED WITHOUT WRITTEN PERMISSION	DOCUMENT NO.	SDA-90147	SHEET NO.	1 OF 1																			

Contact us: sales@integrated-circuit.com Website: www.integrated-circuit.com

PART NO'S - STRAIGHT PINS		NO. OF CKTS	DIM. "A"	DIM. "B" (*.96) : *.992	QTY. PER TUBE
STANDARD	CUSTOMER SPECIFIC				
90147-1X02		2	(2.54) .100	(5.08) .200	105
03		3	(5.08) .200	(7.62) .300	72
04		4	(7.62) .300	(10.16) .400	52
05	90147-9105	5	(10.16) .400	(12.70) .500	44
06		6	(12.70) .500	(15.24) .600	36
07		7	(15.24) .600	(17.78) .700	30
08		8	(17.78) .700	(20.32) .800	26
09		9	(20.32) .800	(22.86) .900	22
10		10	(22.86) .900	(25.40) 1.000	22
11		11	(25.40) 1.000	(27.94) 1.100	20
12		12	(27.94) 1.100	(30.48) 1.200	18
13		13	(30.48) 1.200	(33.02) 1.300	16
14		14	(33.02) 1.300	(35.56) 1.400	14
15		15	(35.56) 1.400	(38.10) 1.500	14
16		16	(38.10) 1.500	(40.64) 1.600	13
17		17	(40.64) 1.600	(43.18) 1.700	13
18		18	(43.18) 1.700	(45.72) 1.800	12
19		19	(45.72) 1.800	(48.26) 1.900	12
20		20	(48.26) 1.900	(50.80) 2.000	11
21		21	(50.80) 2.000	(53.34) 2.100	11
22		22	(53.34) 2.100	(55.88) 2.200	10
23		23	(55.88) 2.200	(58.42) 2.300	9
24		24	(58.42) 2.300	(60.96) 2.400	9
25		25	(60.96) 2.400	(63.50) 2.500	8
26		26	(63.50) 2.500	(66.04) 2.600	8
27		27	(66.04) 2.600	(68.58) 2.700	8
28		28	(68.58) 2.700	(71.12) 2.800	7
29		29	(71.12) 2.800	(73.66) 2.900	7
30		30	(73.66) 2.900	(76.20) 3.000	7
31		31	(76.20) 3.000	(78.74) 3.100	7
90147-1X32		32	(78.74) 3.100	(81.28) 3.200	6

PLATING VERSION A

PRE-PLATED HOT DIP TIN
 1.0 TO 2.5 um (.000040" TO .000100").

PLATING VERSION E

1.27 TO 1.78 um (.000050" TO .000070") NICKEL
 OVERALL, 0.38 TO 0.64 um (.000015" TO .000025")
 GOLD ON CONTACT AREA (OVER NICKEL).
 3 TO 5 um (.000120" TO .000200") TIN
 ON SOLDER TAILS (OVER NICKEL).

PLATING VERSION F.

1.27 TO 1.78 um (.000050" TO .000070") NICKEL
 OVERALL, 0.76 TO 1.0 um (.000030" TO .000040")
 GOLD ON CONTACT AREA (OVER NICKEL).
 3 TO 5 um (.000120" TO .000200") TIN
 ON SOLDER TAILS (OVER NICKEL).

90147-XXYY

INDICATES NO. OF CIRCUITS.

PLATING CODE.
 1 = VERSION A.
 2 = VERSION E.
 3 = VERSION F.

SEE CHART.

STANDARD PRODUCTS

UPDATE REVISION EC NO. S2013-0792 DRAWN BY DB CHECKED BY JDENNEHY CHKD:SKANG APPR:HLONG 2013/05/13 2013/05/15 2013/05/16	QUALITY SYMBOLS √=0 ∇=0 ∇=0	GENERAL TOLERANCES (UNLESS SPECIFIED)		DIMENSION STYLE MM/IN		SCALE NTS	DESIGN UNITS METRIC	THIRD ANGLE PROJECTION		
		4 PLACES ± --- ± ---	3 PLACES ± --- ± ---	DRAWN BY DB	DATE 1986/12/28	TITLE	C-GRID III SINGLE ROW VERTICAL P.C. BOARD CONNECTOR			
		2 PLACES ± --- ± ---	1 PLACE ± --- ± ---	CHECKED BY JDENNEHY	DATE 2005/07/07	APPROVED BY JDENNEHY	DATE 2005/07/07	molex		
		0 PLACE ± --- ± ---	ANGULAR ± 2 °	DRAFT WHERE APPLICABLE MUST REMAIN WITHIN DIMENSIONS		MATERIAL NO. SEE TABLE	DOCUMENT NO. SDA-90147	SHEET NO. 1 OF 1	THIS DRAWING CONTAINS INFORMATION THAT IS PROPRIETARY TO MOLEX INCORPORATED AND SHOULD NOT BE USED WITHOUT WRITTEN PERMISSION	