

Excellent Integrated System Limited

Stocking Distributor

Click to view price, real time Inventory, Delivery & Lifecycle Information:

[Triad Magnetics](#)
[VPP10-1000](#)

For any questions, you can email us directly:

sales@integrated-circuit.com



**POWER TRANSFORMER
 PC MOUNT: WORLD SERIES**

VPP10-1000

Electrical Specifications (@25C)

1. Maximum Power: 10.0VA
2. Input: **Series:** 230VAC, 50/60Hz; **Parallel:** 115VAC, 50/60Hz
3. Output: **Series¹:** 10.0V CT@ 1.0A; **Parallel²:** 5.0V @ 2.0A
4. Voltage Regulation: 25% TYP @ full load to no load
5. Temperature Rise: 30C TYP (45C MAX allowed)
6. Insulation Resistance: 100MΩ
7. Hipot: 4000VAC between primary to secondary and windings to core.

Construction:

Dual bobbin construction with an insulated shroud, both made of a high temperature material that exceeds UL flammability requirements.

Safety:

Since the dual bobbin construction effectively reduces capacitance, electrostatic shielding is not required. World Series Transformers are designed and manufactured to meet the following agency approvals:



Agency File:

- UL: File E53148, UL 5085-1 and 2 (formerly UL 506), General Purpose.
- UL: File E65390, UL 5085-1 and 3 (formerly UL1585), Class 2/3.
- CSA: File LR 221330. C22.2 NO. 66, General Purpose.
- TUV: File R72103639, EN 60950, (IEC950) information Technology Equipment.

A. Dimensions: Units: In inches

A	B	C	D	E	F	G	H
1.25	1.375	0.187	0.200	0.400	1.562	1.875	1.140

B. PIN DIM. : 0.036 SQ

C. WT Lbs. : 0.53

D. Mounting Holes: 0.112 dia. x 2.0

Connections³:

Input: Series – Pin 1 to Pin 6, Jumper Pin 4 to Pin 3
 Parallel – Pin 1 to Pin 6, Jumper Pin 1 to Pin 4 and Pin 3 to Pin 6

Output: Series – Pin 7 to Pin 12, Jumper Pin 9 to Pin 10
 Parallel – Pin 7 to Pin 12, Jumper Pin 7 to Pin 10 and Pin 9 to Pin 12

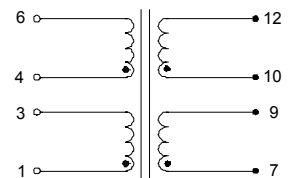
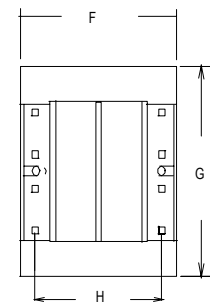
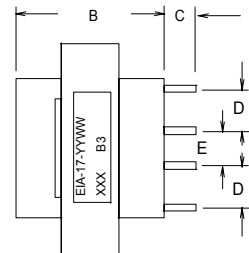
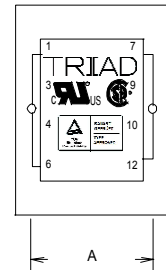

RoHS Compliance: As of manufacturing date February 2005, all standard products meet the requirements of 2011/65/EU, known as the RoHS initiative.

* Upon printing, this document is considered "uncontrolled". Please contact Triad Magnetics' website for the most current version.

¹ Inherently limited. No fusing required. Class 2.

² Inherently limited. No fusing required. Class 2.

³ Primary and secondary windings are designed to be connected in series or parallel. Winding are not intended to be used independently.



SCHEMATIC

Web: www.TriadMagnetics.com
 Phone 951-277-0757
 Fax 951-277-2757

460 Harley Knox Blvd.
 Perris, California 92571

Publish Date: December 4, 2013