

Excellent Integrated System Limited

Stocking Distributor

Click to view price, real time Inventory, Delivery & Lifecycle Information:

[Dialight](#)
[5530112206F](#)

For any questions, you can email us directly:
sales@integrated-circuit.com

PART NUMBER	LED COLOR	
	POSITION 1	POSITION 2
553-0112-206F	RED DIFF.	GREEN DIFF.

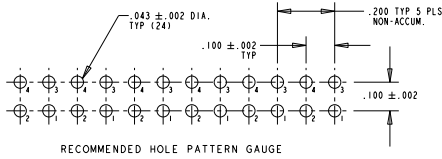
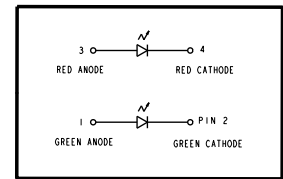
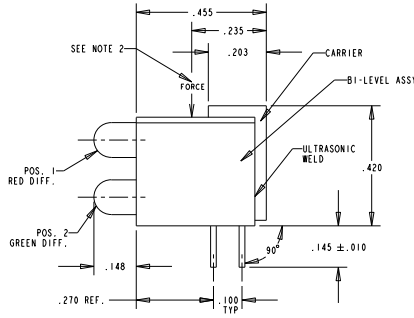
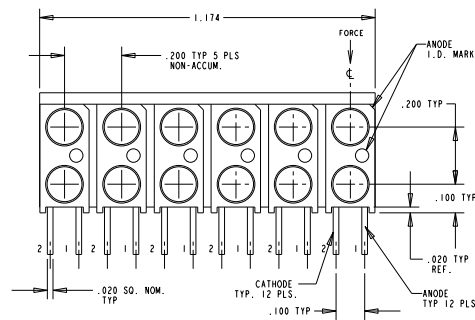
REV	ECN NO	REVISIONS	DRN	CKD	APP	DATE
A		NEW RELEASE		SM		

NOTES:

- LEADS TO FIT INTO .043 DIA. HOLES SPACED AS PER PATTERN.
- WELDING FLASH .010 MAX. ON BOTH ENDS IS PERMISSIBLE. WELDING JOINT MUST WITHSTAND 5 LB. MIN. FORCE/BI-LEVEL HOUSING, APPLIED AS PER DRAWING.
- LED LEAD DIMENSIONS SHOWN ARE MEASURED AT HOUSING EXIT.
- PACKAGE PARTS IN TUBE WITH ASSOCIATED END PLUG (19 PCS PER TUBE). MARK LABEL WITH MFG., P/N, DATE CODE, QTY/TUBE.
- REFER TO DIALIGHT PART NUMBER 553-0112-206F.
- THIS ASSEMBLY CONTAINS ELECTROSTATIC DISCHARGE SENSITIVE DEVICES (ESDS). MAINTAIN ALL PRECAUTIONARY MEASURES DURING ASSEMBLY, HANDLING AND STORAGE IN ACCORDANCE WITH IPC-A-610.
- DIE: Gp (GREEN DIFFUSED)
GaAs (RED DIFFUSED)

ABSOLUTE MAXIMUM RATINGS AT 25°C AMBIENT	COLOR	TYP	UNITS
POWER DISSIPATION	GREEN DIFF. RED DIFF.	75 60	mW
DERATE LINEARLY FROM 50°C	GREEN DIFF. RED DIFF.	0.50 0.50	mA/°C
CONTINUOUS FORWARD CURRENT	GREEN DIFF. RED DIFF.	25 20	mA
PEAK FORWARD CURRENT	GREEN DIFF. RED DIFF.	60 60	mA
PEAK REVERSE VOLTAGE	GREEN DIFF. RED DIFF.	3 3	V
LEAD SOLDERING TEMP., 5 SEC., 1/16" FROM BASE	GREEN DIFF. RED DIFF.	260	°C
OPERATING TEMPERATURE	GREEN DIFF. RED DIFF.	-25 TO +85	°C
STORAGE TEMPERATURE	GREEN DIFF. RED DIFF.	-30 TO +100	°C

OPERATING CHARACTERISTICS AT 25°C AMBIENT						
LED CHARACTERISTICS	COLOR	MIN	TYP	MAX	UNITS	TEST CONDITIONS
LUMINOUS INTENSITY	GREEN DIFF. RED DIFF.	5.6 3.6	16.0 10	—	—	mfcd I _F = 10mA
FORWARD VOLTAGE	GREEN DIFF. RED DIFF.	2.1 2.0	3.0 3.0	—	V	I _F = 10mA
REVERSE CURRENT	GREEN DIFF.	—	10	—	A	V _R = 3 V
REVERSE VOLTAGE	GREEN DIFF. RED DIFF.	3.0	—	—	—	—
PEAK WAVELENGTH	GREEN DIFF. RED DIFF.	—	563 650	—	nm	—
INTENSITY ANGLE	GREEN DIFF. RED DIFF.	45 45	—	—	DEGREES	I _F = 10mA



RoHS Compliant 553-0112-206F
Part Numbers with the "F" suffix ending are RoHS Compliant.
Packaging is marked with "RoHS Compliant" label or equivalent markings.
Parts can be wave soldered, dip soldered or hand soldered using typical lead-free soldering process with max 260°C temp. for 5 sec.

THIS DRAWING AND THE CONTENTS HEREIN ARE CONFIDENTIAL AND THE SOLE PROPERTY OF DIALIGHT. REPRODUCTION OF THIS DRAWING OR CONSTRUCTION OF ANY PARTS WITHIN THIS DRAWING ARE FORBIDDEN WITHOUT THE WRITTEN CONSENT OF DIALIGHT.			
SCALE: DRAWING SCALE	DRAWING NUMBER	REV	
ALL DIM'S IN: INCHES (MM)	C-17548	A	
TOLERANCES: UNLESS OTHERWISE SPECIFIED FRACTIONS: ±1/64 DECIMALS ±.01 DECIMALS ±.005 ANGLES: ±1°	TITLE 3mm BI-LEVEL GANGED ARRAY CBI RoHS COMPLIANT	MATERIAL	
FINISH:	Dialight	1501 ROUTE 34 SOUTH FARMINGDALE, NJ 07727	
FSM 83330	SHEET 1 OF 1	FAMILY TABLES:	



ATTENTION:
OBSERVE PRECAUTIONS FOR
HANDLING ELECTROSTATIC
SENSITIVE DEVICES