

Excellent Integrated System Limited

Stocking Distributor

Click to view price, real time Inventory, Delivery & Lifecycle Information:

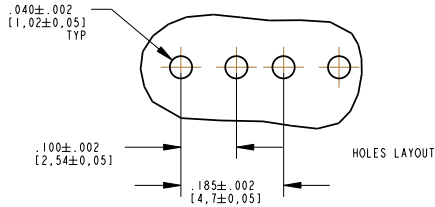
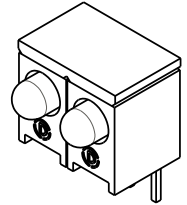
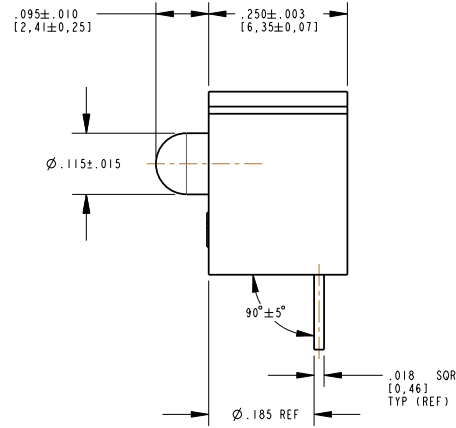
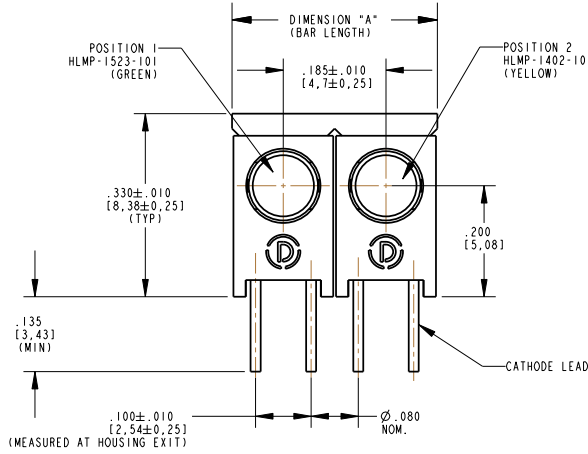
[Dialight](#)
[HLMP1523802F](#)

For any questions, you can email us directly:
sales@integrated-circuit.com

DIALIGHT PART NUMBER	NUMBER OF POSITIONS	DIMENSION "A" (BAR LENGTH) INCHES, (METRIC)	OPERATING CHARACTERISTICS @ Ta = 25°C								TEST CONDITIONS
			COLOR	VIEWING ANGLE	FORWARD VOLTAGE (V)		REVERSE VOLTAGE	PEAK WAVELENGTH (nm)	LUMINOUS INTENSITY (mcd)		
TYP	MAX	TYP			MIN	TYP			TYP		
HLMP-1523-802	2	.363±.017 (9.22±0.43)	POSITION 1 GREEN	60°	2.1	2.7	5V @ Ir = 100mA	565	2.6	7.0	If = 10ma
			POSITION 2 YELLOW	60°	2.0	2.4	5V @ Ir = 100mA	583	3.6	7.0	If = 10ma

REV	ECN NO	REVISIONS	DRN	CKD	APP	DATE
A		NEW RELEASE		TWC		

ABSOLUTE MAXIMUM RATINGS AT 25°C AMBIENT		
LINEAR DERATION FROM 50°C	HLMP-1523-101	HLMP-1402-101
D.C. FORWARD CURRENT	0.5 mA/°C	0.2 mA/°C
OPERATING TEMPERATURE	-20°C TO 100°C	-55°C TO 100°C
STORAGE TEMPERATURE	-55°C TO 100°C	-55°C TO 100°C
LEAD SOLDERING TEMPERATURE	260°C FOR 5 SEC	260°C FOR 5 SEC



THIS DRAWING AND THE CONTENTS HEREIN ARE CONFIDENTIAL AND THE SOLE PROPERTY OF DIALIGHT. REPRODUCTION OF THIS DRAWING OR CONSTRUCTION OF ANY PARTS WITHIN THIS DRAWING ARE FORBIDDEN WITHOUT THE WRITTEN CONSENT OF DIALIGHT.		
SCALE: 4.000	DRAWING NUMBER	REV
ALL DIM'S IN: INCHES (MM)	C-17226	A
TOLERANCES: UNLESS OTHERWISE SPECIFIED	TITLE Ø 3.00 mm CBI 2 POSITION ARRAY, GREEN, YELLOW	
FRACTIONS: ±1/64	MATERIAL	
DECIMALS (.XXX): ±.01	Dialight	
DECIMALS (.XXXX): ±.0005	1501 ROUTE 34 SOUTH, FARMINGDALE, NJ 07727	
ANGLES: ±1°	FSCM 83330	
FINISH:	SHEET 1 OF 1 FAMILY TABLE:	