

## Excellent Integrated System Limited

Stocking Distributor

Click to view price, real time Inventory, Delivery & Lifecycle Information:

[CUI Inc.](#)

[VOF-6-5](#)

For any questions, you can email us directly:

[sales@integrated-circuit.com](mailto:sales@integrated-circuit.com)



**date** 12/28/2015  
**page** 1 of 5

## SERIES: VOF-6 | DESCRIPTION: AC-DC POWER SUPPLY

### FEATURES

- up to 6 W continuous power
- compact size
- universal input (85~264 Vac / 120~375 Vdc)
- single output from 3.3~24 Vdc
- no minimum load required
- 3000 Vac isolation
- over current, over voltage, and short circuit protections
- UL/cUL and TUV 60950-1 safety approvals
- no load power consumption < 0.5 W
- efficiency up to 80%



MODEL	output voltage	output current max	output power max	ripple <sup>1</sup> and noise max	efficiency
	(Vdc)	(A)	(W)	(mVp-p)	typ (%)
VOF-6-3.3	3.3	1.20	3.96	100	66
VOF-6-5	5	1.20	6	100	73
VOF-6-12	12	0.50	6	120	77
VOF-6-15	15	0.40	6	150	78
VOF-6-24	24	0.25	6	240	80

Notes: 1. Ripple & noise are measured at 20 MHz BW with 47  $\mu$ F ceramic and 100 nF electrolytic capacitors on the output

### PART NUMBER KEY



## INPUT

parameter	conditions/description	min	typ	max	units
voltage		85 120		264 375	Vac Vdc
frequency		47		63	Hz
current				0.6	A
inrush current	at 110 Vac, full load, cold start at 220 Vac, full load, cold start			10 20	A A
input fuse	built-in, non-user serviceable				

## OUTPUT

parameter	conditions/description	min	typ	max	units
line regulation	3.3 Vdc model all other models			±0.6 ±0.5	% %
load regulation	3.3 Vdc model all other models			±1.2 ±1	% %
temperature coefficient			±0.05		%/°C
hold-up time	at 115 Vac, full load		6		ms
adjustability	adjustable with built-in trim pot		±5		%
switching frequency			67		kHz
no load power consumption				0.5	W

## PROTECTIONS

parameter	conditions/description	min	typ	max	units
over voltage protection	clamped by TVS				
over current protection	automatically recovers		105		%
short circuit protection	protected, long term short circuit may reduce reliability				

## SAFETY & COMPLIANCE

parameter	conditions/description	min	typ	max	units
isolation voltage	input to output at 10 mA for 1 minute			3,000	Vac
isolation resistance	input to output at 500 Vdc at 25°C	50			MΩ
safety approvals	TUV EN 60950, UL/cUL 60950-1				
EMI/EMC	FCC class B, EN55022 class B, CE				
leakage current				0.25	mA
RoHS	2011/65/EU				
MTBF	according to MIL-HDBK-217F	250,000			hours

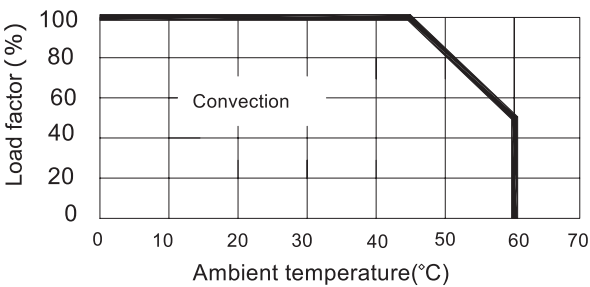
## ENVIRONMENTAL

parameter	conditions/description	min	typ	max	units
operating temperature	see derating curve	0		60	°C
storage temperature		-20		85	°C
operating humidity	non-condensing	20		90	%
storage humidity	non-condensing	20		90	%


### MECHANICAL

parameter	conditions/description	min	typ	max	units
dimensions	55 x 35 x 16.5 (2.17 x 1.38 x 0.65 inches)				mm
cooling method	free air convection (see derating curve below)				

### DERATING CURVES



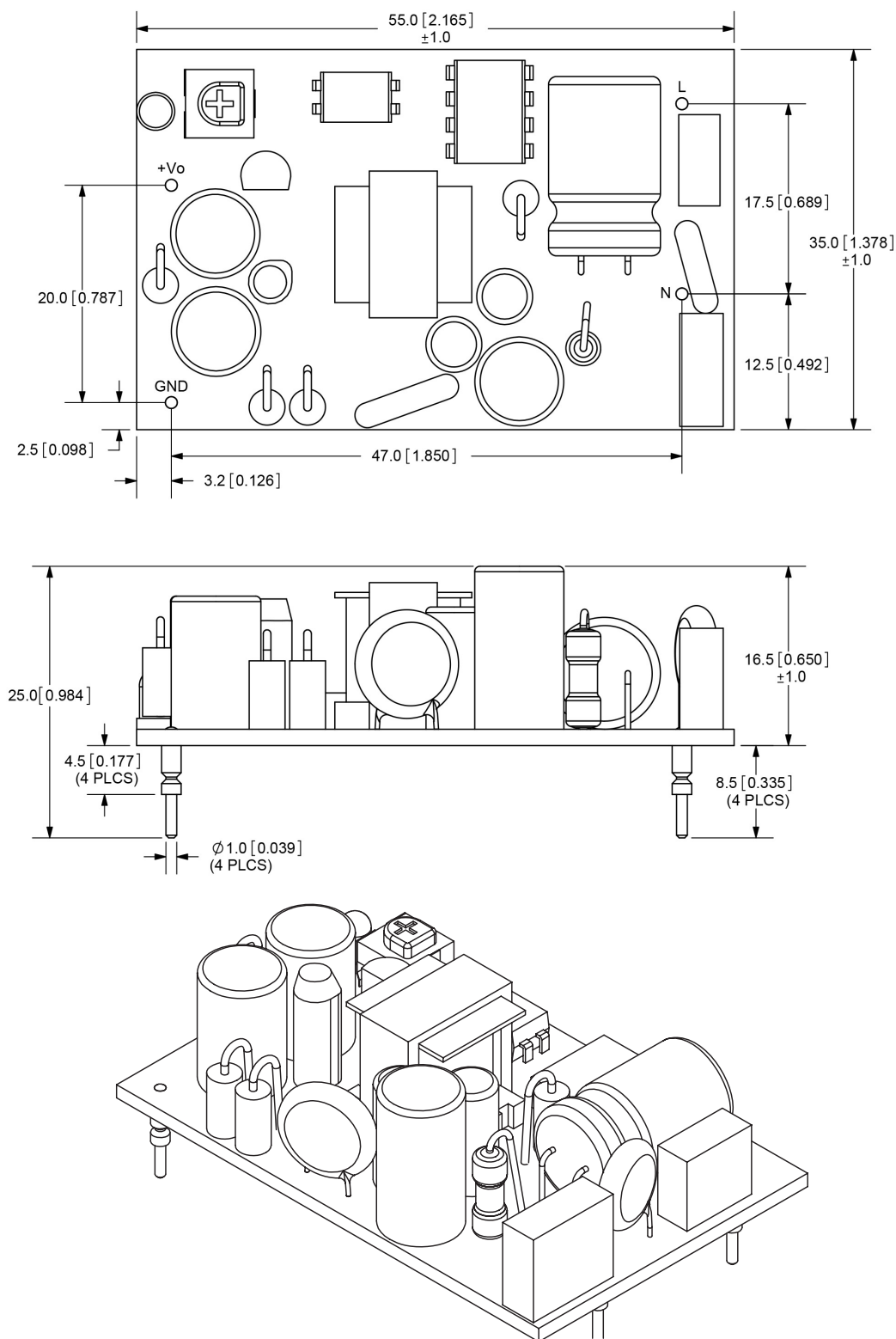
### MOUNTING METHOD



**Horizontal**  
 (performance evaluations conducted under this mounting method)

## MECHANICAL DRAWING

units: mm [inches]  
tolerance:  $\pm 0.3$  [ $\pm 0.01$ ]  
unless otherwise specified





## REVISION HISTORY

rev.	description	date
1.0	initial release	10/19/2010
1.01	new template applied	05/13/2011
1.02	added MTBF data	09/20/2011
1.03	V-Infinity branding removed	09/06/2012
1.04	VOF-6-3.3 efficiency changed, outer dimension tolerance changed	12/28/2015

The revision history provided is for informational purposes only and is believed to be accurate.



**Headquarters**  
20050 SW 112th Ave.  
Tualatin, OR 97062  
**800.275.4899**

Fax 503.612.2383  
**cui.com**  
[techsupport@cui.com](mailto:techsupport@cui.com)

CUI offers a two (2) year limited warranty. Complete warranty information is listed on our website.

CUI reserves the right to make changes to the product at any time without notice. Information provided by CUI is believed to be accurate and reliable. However, no responsibility is assumed by CUI for its use, nor for any infringements of patents or other rights of third parties which may result from its use.

CUI products are not authorized or warranted for use as critical components in equipment that requires an extremely high level of reliability. A critical component is any component of a life support device or system whose failure to perform can be reasonably expected to cause the failure of the life support device or system, or to affect its safety or effectiveness.