

## **Excellent Integrated System Limited**

Stocking Distributor

Click to view price, real time Inventory, Delivery & Lifecycle Information:

[Crouzet](#)  
[83800151](#)

For any questions, you can email us directly:

[sales@integrated-circuit.com](mailto:sales@integrated-circuit.com)

# Miniature Limit Switches Series 83 800

**Degree of protection :** IP 55 or IP 65 - Nema 4, 12, 13

**Version :** SPDT - double break

**Function :** Four terminal double break contact element (form Za). The contacts must be of the same polarity.

**Layout :**

A - For 83 803



B - Other types



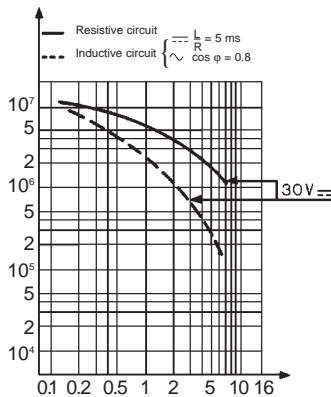
**Electrical characteristics :**

Assigned insulation voltage (Ui): 250 V

Current Rating

Assigned working currents (Ie): 5 A

**Operating curve :**



**Connections :**

- Plug in : Screw terminals - max. wire section 2.5 mm<sup>2</sup>
- Non Plug in : Solder tags (able to accept 2.8 x 0.5 mm clips).  
Contact Crouzet for part # and availability

**Connection :**

- For N° 9 sealing gland, 15.2 dia., 1.411 pitch
- 25356113 - metal
- 25356109 - plastic

**Approvals:** UL cUL

**Type**

Plug in version

**Features**

- Top mounted plunger
- Top mounted plunger with threaded barrel
- Top mounted roller plunger with threaded barrel
- Side rotary head - momentary
- Top mounted roller plunger
- Flexible metal spring
- Fiberglass Rod

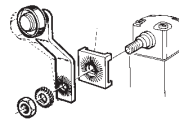
**Mechanical Characteristics**

Operating force	N (oz)
Total travel force - min.	N (oz)
Operating Travel - min	mm (in)
Movement differential	mm (in)
Total travel - max	mm (in)
Mechanical life	operation
Operating temp.	C° (F°)
Degree of protection	
Weight	grams (oz)

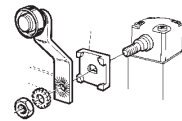
**Accessories for 83 803 - Sold separately**

\* Lever settings or positions dictated by direction in which block is fitted

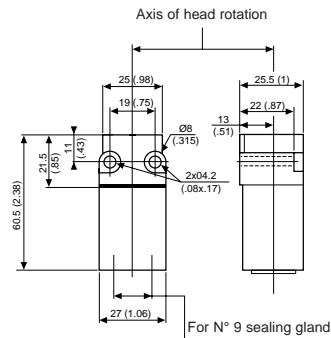
Adjustable in 6° steps



Adjustable in 90° steps



**Dimensions**



mm(in)

**Other information**

For other accessories and special contacts, or special modes of operation, please contact factory.  
Low temperature version available.

Products and specifications subject to change without notice.

Order/Technical Support – Tel: (800) 677-5311 / FAX: (800) 677-3865 / www.crouzet-usa.com



83800151	83801051	83802051	83803051	83805051	83806051	83807051
•	•	•	•	•	•	•
10 (35.3)	10 (35.3)	10 (35.3)	7 NcM 10 in.oz.	10 (35.3)	1.2 (4.23)	.8 (2.8)
22 (77.6)	22 (77.6)	22 (77.6)	18 NcM 25 in.oz.	22 (77.6)	2.5 (8.8)	2 (7.05)
1.5 (.06)	1.5 (.06)	1.5 (.06)	15°	1.5 (.06)	8°	8°
0.4 (.016)	0.4 (.016)	0.4 (.016)	6°	0.6 (.24)	2°	2°
5 (.2)	5 (.2)	5 (.2)	60°	5 (.2)	10°	10°
10°	10°	10°	10°	10°	10°	10°
-10 to 70 (-14 to 158)	-20 to 70 (-4 to 158)	-20 to 70 (-4 to 158)	-20 to 70 (-4 to 158)	-10 to 70 (-14 to 158)	-10 to 70 (14 to 158)	-10 to 70 (14 to 158)
IP 55	IP 55	IP 55	IP 55	IP 65	IP 65	IP 65
50 (1.8)	57 (2)	57 (2)	60 (2.1)	50 (1.8)	50 (2.65)	60 (2.1)

**Accessories for 83 803 - Sold separately**

Galvanized, passivated steel roller arm. Thermoplastic roller.  
 Lever supplied with nut, washer and locating block (loose).\*

**79 210 997**

Bent roller lever R: 1 1/8 (30mm)



**79 210 998**

Straight roller lever R:118" (30mm)



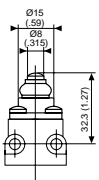
**79 215 332**

Adjustable  
 Straight roller lever  
 1 3/16" → 2 7/8"  
 (28 → 72mm)

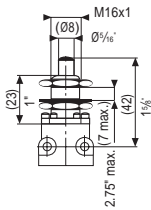


**Dimensions**

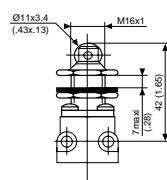
**83 800**



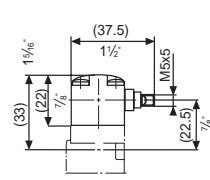
**83 801**



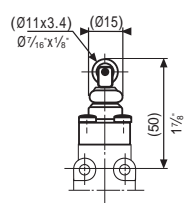
**83 802**



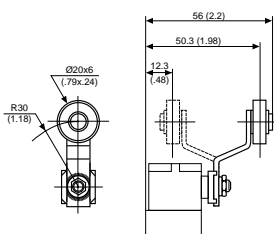
**83 803**



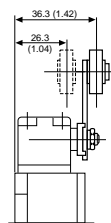
**83 805**



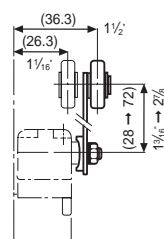
**79 210 997**



**79 210 998**



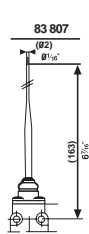
**79 215 332**



**83 806**



**83 807**



mm(in)

To order, specify:

	<b>Standard products</b>	<b>1</b> Part number Example: 83 800 151
	<b>Standard products, non stocked</b>	<b>1</b> Part number <b>2</b> Accessory Example: 83 803 0 - Actuator 79 210 997

Products and specifications subject to change without notice.

Order/Technical Support – Tel: (800) 677-5311 / FAX: (800) 677-3865 / www.crouzet-usa.com