



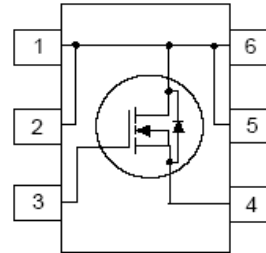
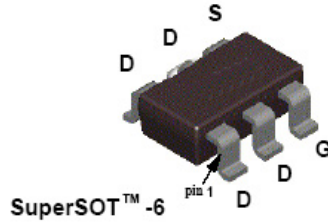
September 2015

FDC5661N_F085

N-Channel Logic Level PowerTrench[®] MOSFET 60V, 4A, 60mΩ

Features

- $R_{DS(on)} = 47m\Omega$ at $V_{GS} = 10V$, $I_D = 4.3A$
- $R_{DS(on)} = 60m\Omega$ at $V_{GS} = 4.5V$, $I_D = 4A$
- Typ $Q_{g(TOT)} = 14.5nC$ at $V_{GS} = 10V$
- Low Miller Charge
- UIS Capability
- RoHS Compliant
- Qualified to AEC Q101



Applications

- DC/DC converter
- Motor Drives

MOSFET Maximum Ratings $T_A = 25^\circ C$ unless otherwise noted

Symbol	Parameter	Ratings	Units
V_{DSS}	Drain to Source Voltage	60	V
V_{GS}	Gate to Source Voltage	± 20	V
I_D	Drain Current Continuous ($V_{GS} = 10V$)	4.3	A
	Pulsed	20	
E_{AS}	Single Pulse Avalanche Energy (Note 1)	81	mJ
P_D	Power Dissipation	1.6	W
T_J, T_{STG}	Operating and Storage Temperature	-55 to +150	$^\circ C$
$R_{\theta JC}$	Thermal Resistance Junction to Case	30	$^\circ C/W$
$R_{\theta JA}$	Thermal Resistance Junction to Ambient TO-263, 1in ² copper pad area	78	$^\circ C/W$

Notes:

1: E_{AS} of 81 mJ is 100% test at $L = 14mH$, $I_{AS} = 3.4A$, starting $T_J = 25^\circ C$

Package Marking and Ordering Information

Device Marking	Device	Package	Reel Size	Tape Width	Quantity
.661N	FDC5661N	SSOT-6	7"	8mm	3000 units

FDC5661N_F085 N-Channel Logic Level PowerTrench[®] MOSFET

Electrical Characteristics $T_A = 25^\circ\text{C}$ unless otherwise noted

Symbol	Parameter	Test Conditions	Min	Typ	Max	Units
--------	-----------	-----------------	-----	-----	-----	-------

Off Characteristics

$B_{V_{DSS}}$	Drain to Source Breakdown Voltage	$I_D = 250\mu\text{A}, V_{GS} = 0\text{V}$	60	-	-	V
I_{DSS}	Zero Gate Voltage Drain Current	$V_{DS} = 48\text{V},$ $V_{GS} = 0\text{V}$	-	-	1	μA
		$T_A = 150^\circ\text{C}$	-	-	250	
I_{GSS}	Gate to Source Leakage Current	$V_{GS} = \pm 20\text{V}$	-	-	± 100	nA

On Characteristics

$V_{GS(th)}$	Gate to Source Threshold Voltage	$V_{GS} = V_{DS}, I_D = 250\mu\text{A}$	1	2.0	3	V
$r_{DS(on)}$	Drain to Source On Resistance	$I_D = 4.3\text{A}, V_{GS} = 10\text{V}$	-	38	47	m Ω
		$I_D = 4\text{A}, V_{GS} = 4.5\text{V}$	-	46	60	
		$I_D = 4.3\text{A}, V_{GS} = 10\text{V}$	-	69	86	
		$T_J = 150^\circ\text{C}$	-			

Dynamic Characteristics

C_{iss}	Input Capacitance	$V_{DS} = 25\text{V}, V_{GS} = 0\text{V},$ $f = 1\text{MHz}$	-	763	-	pF
C_{oss}	Output Capacitance		-	68	-	pF
C_{rss}	Reverse Transfer Capacitance		-	36	-	pF
R_G	Gate Resistance	$f = 1\text{MHz}$	-	2.6	-	Ω
$Q_{g(TOT)}$	Total Gate Charge at 10V	$V_{GS} = 0$ to 10V	-	14.5	19	nC
Q_{gs}	Gate to Source Gate Charge	$V_{DD} = 30\text{V}$ $I_D = 4.3\text{A}$	-	2.4	-	nC
Q_{gd}	Gate to Drain "Miller" Charge		-	2.9	-	nC

Switching Characteristics

t_{on}	Turn-On Time	$V_{DD} = 30\text{V}, I_D = 4.3\text{A}$ $V_{GS} = 10\text{V}, R_{GS} = 6\Omega$	-	-	17.6	ns
$t_{d(on)}$	Turn-On Delay Time		-	7.2	-	ns
t_r	Rise Time		-	1.6	-	ns
$t_{d(off)}$	Turn-Off Delay Time		-	19.3	-	ns
t_f	Fall Time		-	3.1	-	ns
t_{off}	Turn-Off Time		-	-	36	ns

Drain-Source Diode Characteristics

V_{SD}	Source to Drain Diode Voltage	$I_{SD} = 4.3\text{A}$	-	0.8	1.25	V
		$I_{SD} = 2.1\text{A}$	-	0.8	1.0	
t_{rr}	Reverse Recovery Time	$I_{SD} = 4.3\text{A}, dI_{SD}/dt = 100\text{A}/\mu\text{s}$	-	18.4	24	ns
Q_{rr}	Reverse Recovery Charge		-	10.0	13	nC

Typical Characteristics

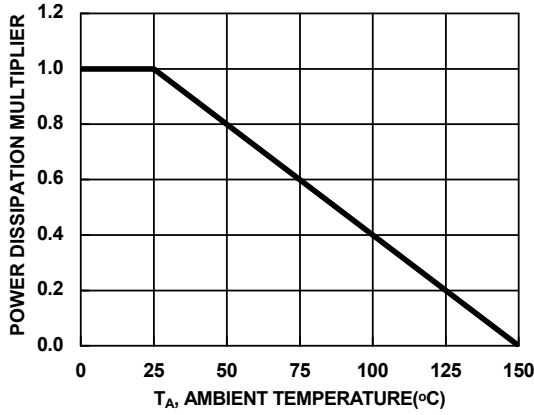


Figure 1. Normalized Power Dissipation vs Ambient Temperature

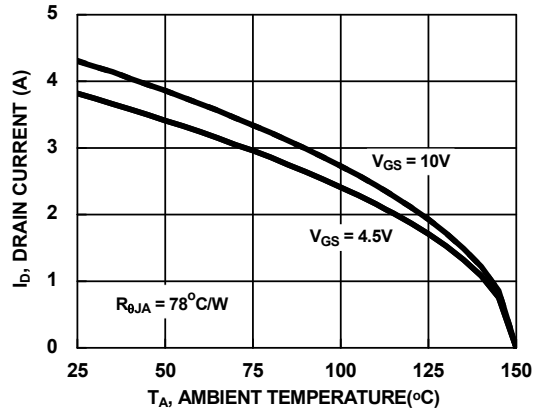


Figure 2. Maximum Continuous Drain Current vs Ambient Temperature

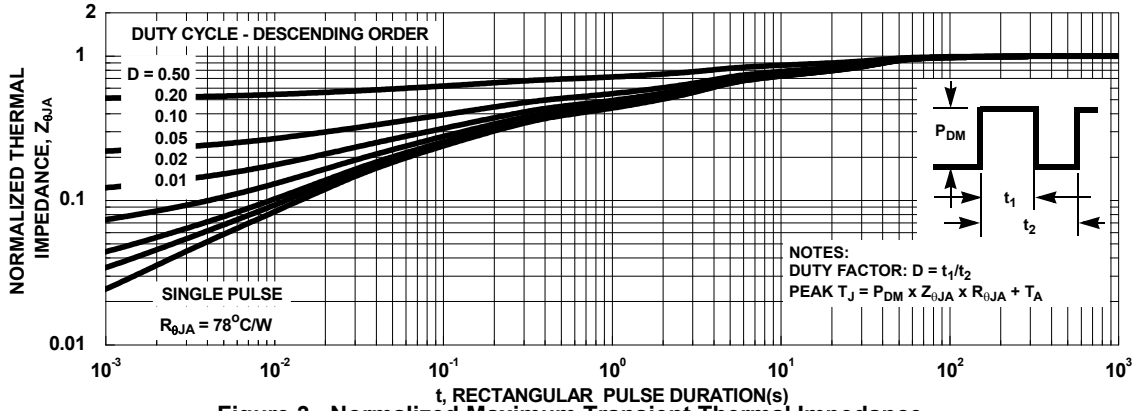


Figure 3. Normalized Maximum Transient Thermal Impedance

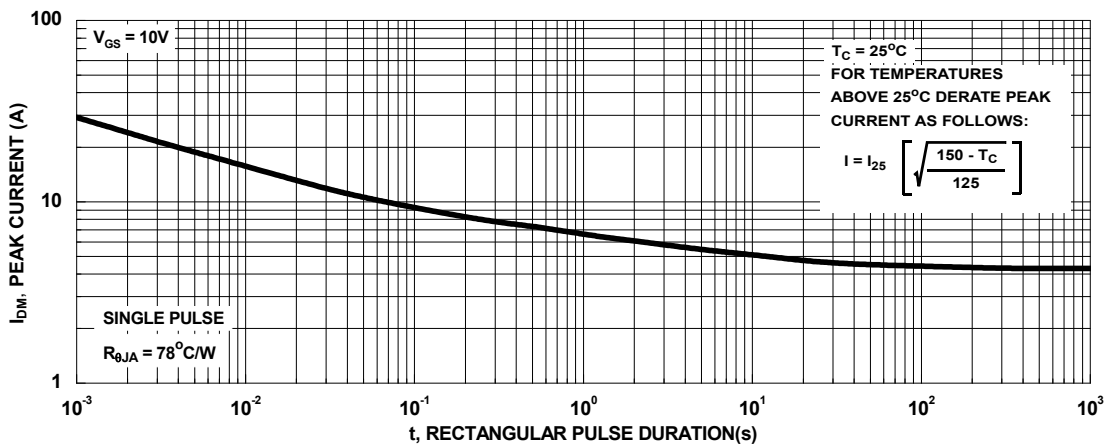


Figure 4. Peak Current Capability

Typical Characteristics

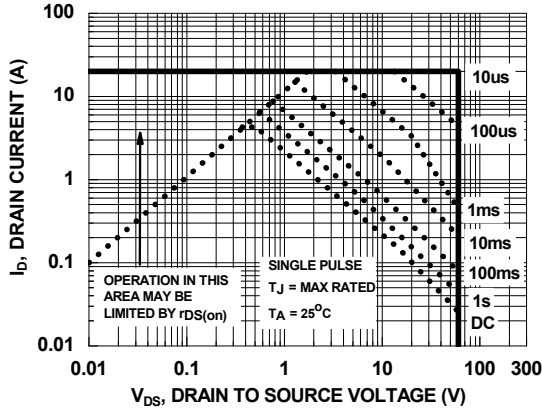


Figure 5. Forward Bias Safe Operating Area

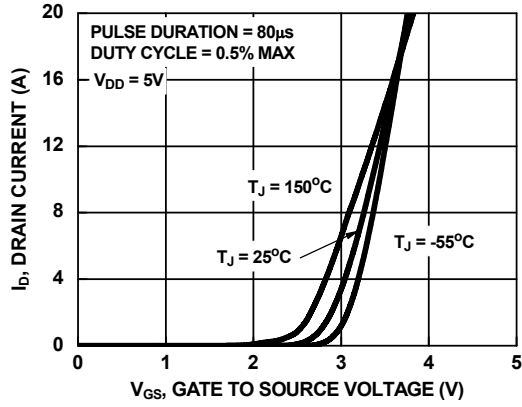


Figure 6. Transfer Characteristics

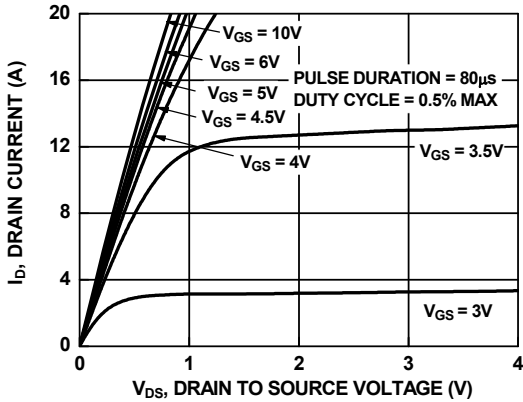


Figure 7. Saturation Characteristics

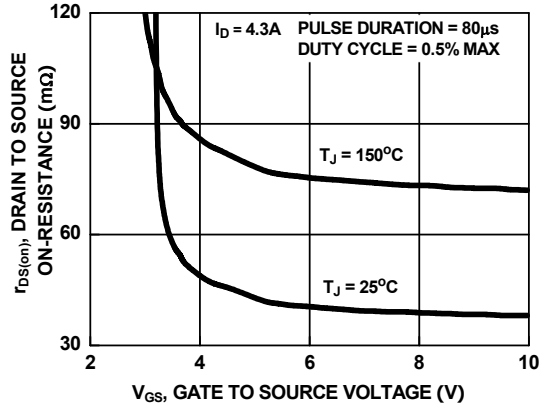


Figure 8. Drain to Source On-Resistance Variation vs Gate to Source Voltage

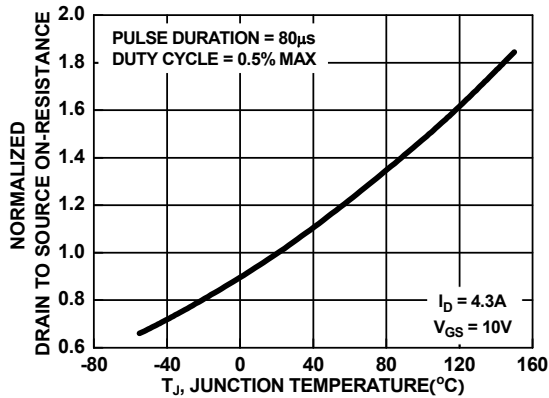


Figure 9. Normalized Drain to Source On-Resistance vs Junction Temperature

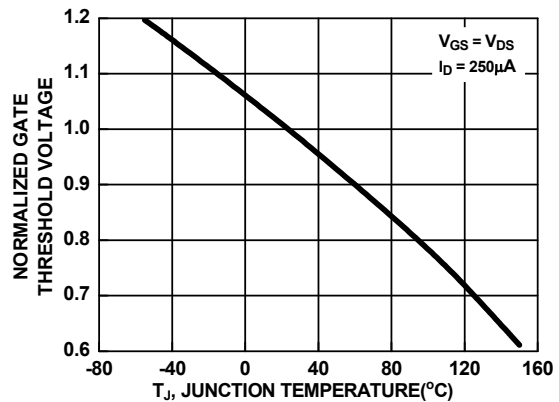


Figure 10. Normalized Gate Threshold Voltage vs Junction Temperature

Typical Characteristics

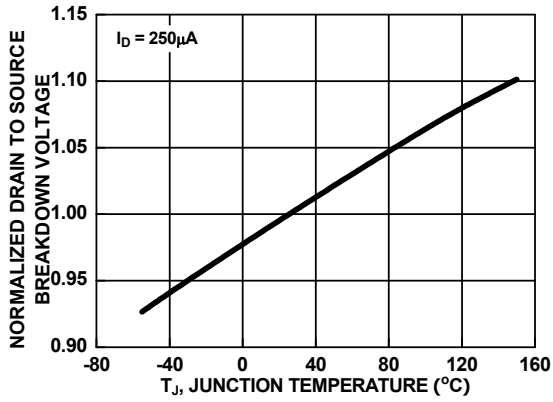


Figure 11. Normalized Drain to Source Breakdown Voltage vs Junction Temperature

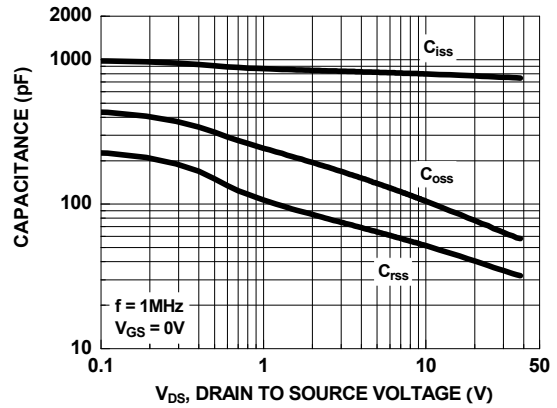


Figure 12. Capacitance vs Drain to Source Voltage

Figure 14.

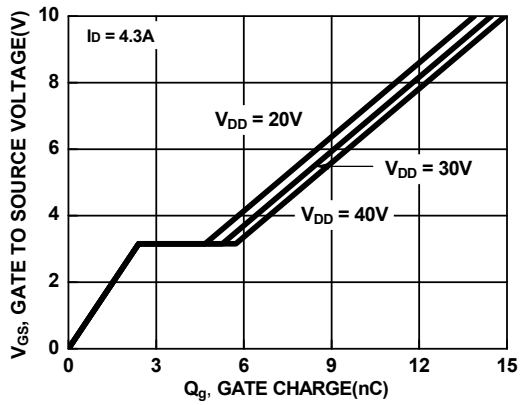
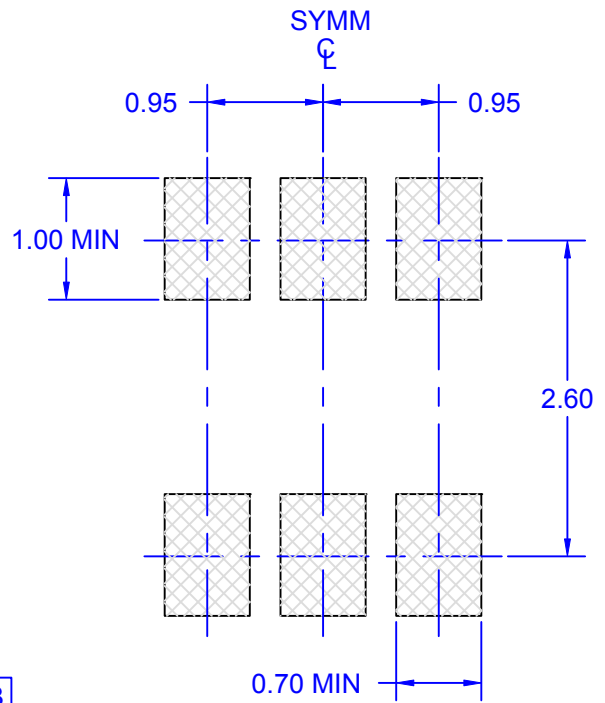
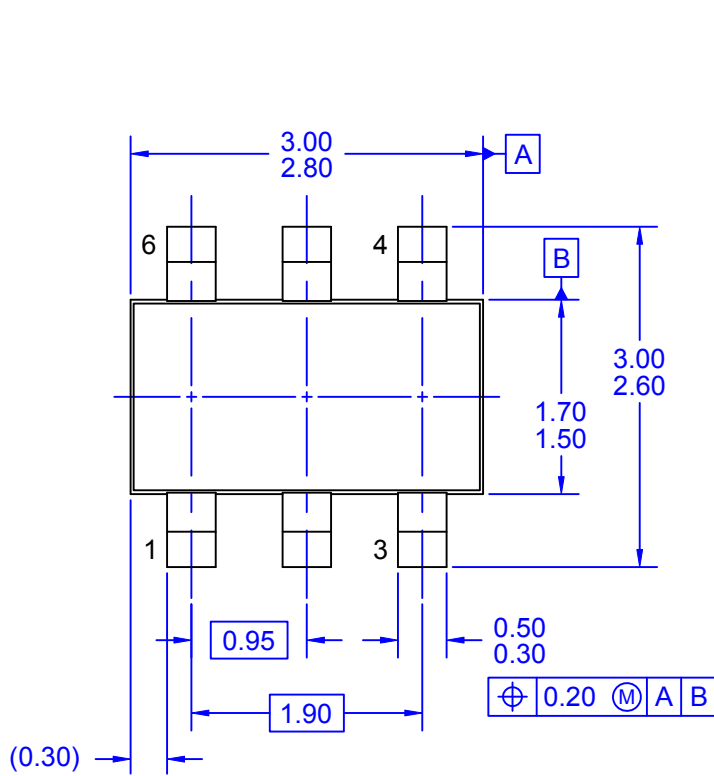
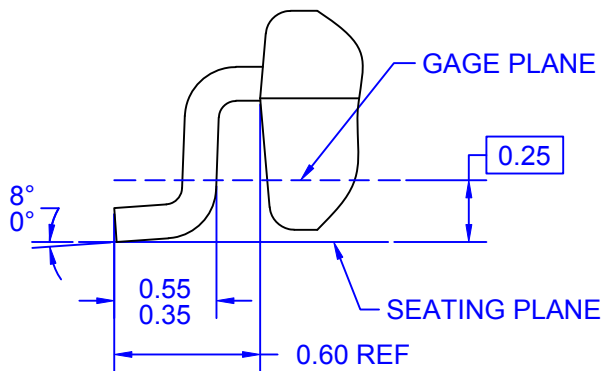
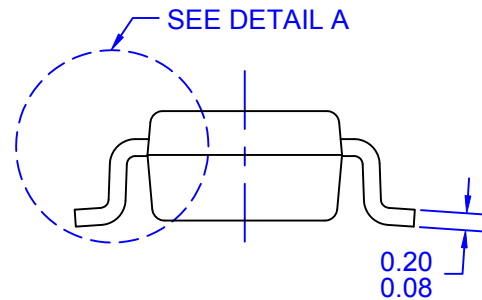
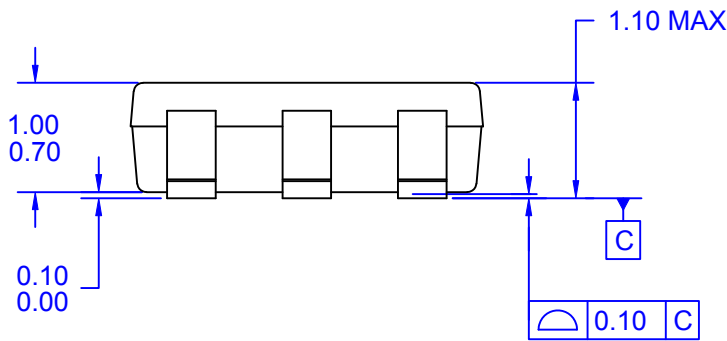


Figure 13. Gate Charge vs Gate to Source Voltage



LAND PATTERN RECOMMENDATION



DETAIL A
SCALE: 50X

- NOTES: UNLESS OTHERWISE SPECIFIED
- A) THIS PACKAGE CONFORMS TO JEDEC MO-193. VAR. AA, ISSUE C, DATED JANUARY 2000.
 - B) ALL DIMENSIONS ARE IN MILLIMETERS.
 - C) DIMENSIONING AND TOLERANCING PER ASME Y14.5M - 2009.
 - D) DRAWING FILE NAME: MKT-MA06AREV5





TRADEMARKS

The following includes registered and unregistered trademarks and service marks, owned by Fairchild Semiconductor and/or its global subsidiaries, and is not intended to be an exhaustive list of all such trademarks.

- AccuPower™
- AttitudeEngine™
- Awinda®
- AX-CAP®*
- BitSiC™
- Build it Now™
- CorePLUS™
- CorePOWER™
- CROSSVOL™
- CTL™
- Current Transfer Logic™
- DEUXPEED®
- Dual Cool™
- EcoSPARK®
- EfficientMax™
- ESBC™
- F**™
- Fairchild®
- Fairchild Semiconductor®
- FACT Quiet Series™
- FACT®
- FastvCore™
- FETBench™
- FPS™
- F-PFS™
- FRFET®
- Global Power ResourceSM
- GreenBridge™
- Green FPS™
- Green FPS™ e-Series™
- Gmax™
- GTO™
- IntelliMAX™
- ISOPLANAR™
- Making Small Speakers Sound Louder and Better™
- MegaBuck™
- MICROCOUPLER™
- MicroFET™
- MicroPak™
- MicroPak2™
- MillerDrive™
- MotionMax™
- MotionGrid®
- MTi®
- MTx®
- MVN®
- mWSaver®
- OptoHiT™
- OPTOLOGIC®
- OPTOPLANAR®
- ®
- Power Supply WebDesigner™
- PowerTrench®
- PowerXS™
- Programmable Active Droop™
- QFET®
- QS™
- Quiet Series™
- RapidConfigure™
- ™
- Saving our world, 1mW/W/kW at a time™
- SignalWise™
- SmartMax™
- SMART START™
- Solutions for Your Success™
- SPM®
- STEALTH™
- SuperFET®
- SuperSOT™-3
- SuperSOT™-6
- SuperSOT™-8
- SupreMOS®
- SyncFET™
- Sync-Lock™
- ®
- TinyBoost®
- TinyBuck®
- TinyCalc™
- TinyLogic®
- TINYOPTO™
- TinyPower™
- TinyPWM™
- TinyWire™
- TranSiC™
- TriFault Detect™
- TRUECURRENT®*
- μSerDes™
- ™
- UHC®
- Ultra FRFET™
- UniFET™
- VcX™
- VisualMax™
- VoltagePlus™
- XS™
- Xsens™
- 仙童®

* Trademarks of System General Corporation, used under license by Fairchild Semiconductor.

DISCLAIMER

FAIRCHILD SEMICONDUCTOR RESERVES THE RIGHT TO MAKE CHANGES WITHOUT FURTHER NOTICE TO ANY PRODUCTS HEREIN TO IMPROVE RELIABILITY, FUNCTION, OR DESIGN. TO OBTAIN THE LATEST, MOST UP-TO-DATE DATASHEET AND PRODUCT INFORMATION, VISIT OUR WEBSITE AT [HTTP://WWW.FAIRCHILDSEMI.COM](http://www.fairchildsemi.com). FAIRCHILD DOES NOT ASSUME ANY LIABILITY ARISING OUT OF THE APPLICATION OR USE OF ANY PRODUCT OR CIRCUIT DESCRIBED HEREIN; NEITHER DOES IT CONVEY ANY LICENSE UNDER ITS PATENT RIGHTS, NOR THE RIGHTS OF OTHERS. THESE SPECIFICATIONS DO NOT EXPAND THE TERMS OF FAIRCHILD'S WORLDWIDE TERMS AND CONDITIONS, SPECIFICALLY THE WARRANTY THEREIN, WHICH COVERS THESE PRODUCTS.

AUTHORIZED USE

Unless otherwise specified in this data sheet, this product is a standard commercial product and is not intended for use in applications that require extraordinary levels of quality and reliability. This product may not be used in the following applications, unless specifically approved in writing by a Fairchild officer: (1) automotive or other transportation, (2) military/aerospace, (3) any safety critical application – including life critical medical equipment – where the failure of the Fairchild product reasonably would be expected to result in personal injury, death or property damage. Customer's use of this product is subject to agreement of this Authorized Use policy. In the event of an unauthorized use of Fairchild's product, Fairchild accepts no liability in the event of product failure. In other respects, this product shall be subject to Fairchild's Worldwide Terms and Conditions of Sale, unless a separate agreement has been signed by both Parties.

ANTI-COUNTERFEITING POLICY

Fairchild Semiconductor Corporation's Anti-Counterfeiting Policy. Fairchild's Anti-Counterfeiting Policy is also stated on our external website, www.fairchildsemi.com, under Terms of Use

Counterfeiting of semiconductor parts is a growing problem in the industry. All manufacturers of semiconductor products are experiencing counterfeiting of their parts. Customers who inadvertently purchase counterfeit parts experience many problems such as loss of brand reputation, substandard performance, failed applications, and increased cost of production and manufacturing delays. Fairchild is taking strong measures to protect ourselves and our customers from the proliferation of counterfeit parts. Fairchild strongly encourages customers to purchase Fairchild parts either directly from Fairchild or from Authorized Fairchild Distributors who are listed by country on our web page cited above. Products customers buy either from Fairchild directly or from Authorized Fairchild Distributors are genuine parts, have full traceability, meet Fairchild's quality standards for handling and storage and provide access to Fairchild's full range of up-to-date technical and product information. Fairchild and our Authorized Distributors will stand behind all warranties and will appropriately address any warranty issues that may arise. Fairchild will not provide any warranty coverage or other assistance for parts bought from Unauthorized Sources. Fairchild is committed to combat this global problem and encourage our customers to do their part in stopping this practice by buying direct or from authorized distributors.

PRODUCT STATUS DEFINITIONS

Definition of Terms

Datasheet Identification	Product Status	Definition
Advance Information	Formative / In Design	Datasheet contains the design specifications for product development. Specifications may change in any manner without notice.
Preliminary	First Production	Datasheet contains preliminary data; supplementary data will be published at a later date. Fairchild Semiconductor reserves the right to make changes at any time without notice to improve design.
No Identification Needed	Full Production	Datasheet contains final specifications. Fairchild Semiconductor reserves the right to make changes at any time without notice to improve the design.
Obsolete	Not In Production	Datasheet contains specifications on a product that is discontinued by Fairchild Semiconductor. The datasheet is for reference information only.

Rev. I77