

Excellent Integrated System Limited

Stocking Distributor

Click to view price, real time Inventory, Delivery & Lifecycle Information:

[Phoenix Contact](#)
[1506778](#)

For any questions, you can email us directly:
sales@integrated-circuit.com



Extract from the online catalog


SACC-M 8FS-3PCON

Order No.: 1506778



<http://eshop.phoenixcontact.de/phoenix/treeViewClick.do?UID=1506778>

Sensor/actuator connector, female, straight, 3-pos., M8, Piercecon[®], metal knurl, cable diameter max. 5 mm

Commercial data	
GTIN (EAN)	 4 017918 892692
sales group	D121
Pack	1 pcs.
Customs tariff	85366990
Catalog page information	Page 41 (PC-2009)

Product notes

WEEE/RoHS-compliant since:
03/10/2006



<http://www.download.phoenixcontact.com>
 Please note that the data given here has been taken from the online catalog. For comprehensive information and data, please refer to the user documentation. The General Terms and Conditions of Use apply to Internet downloads.

Technical data

General data	
Rated current at 40°C	4 A
Rated voltage	60 V
Number of positions	3
Volume resistance	≤ 3 mΩ

SACC-M 8FS-3PCON Order No.: 1506778

<http://eshop.phoenixcontact.de/phoenix/treeViewClick.do?UID=1506778>

Insulation resistance	≥ 100 MΩ
Ambient temperature (operation)	-25 °C ... 90 °C (Male connector / female connector)

General characteristics

Standards/regulations	M8 connector IEC 61076-2-104
Coding	A - standard
Surge voltage category	II
Pollution degree	3
Degree of protection	IP68
Contact material	CuZn
Contact surface material	Au
Contact carrier material	PA 66
Material of grip body	PA 66
Material, knurls	Nickel-plated brass
Sealing material	NBR
Type of connection	Piercecon®
Conductor cross section stranded min.	0.14 mm ²
Conductor cross section stranded max.	0.38 mm ²
Conductor cross section AWG/kcmil min.	22
Conductor cross section AWG/kcmil max	26
External cable diameter	3 mm ... 5 mm
Status display	No

Certificates / Approvals


Certification

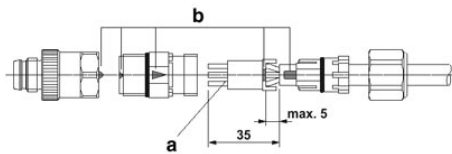
GOST

SACC-M 8FS-3PCON Order No.: 1506778

<http://eshop.phoenixcontact.de/phoenix/treeViewClick.do?UID=1506778>

Diagrams/Drawings

Functional drawing



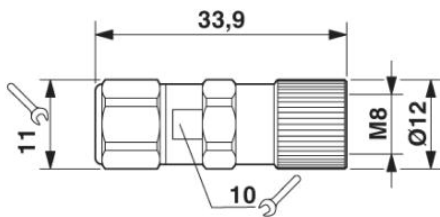
Assembly steps for M8 plug connector with Piercecon® connection

a = Cut flush

b = Coding

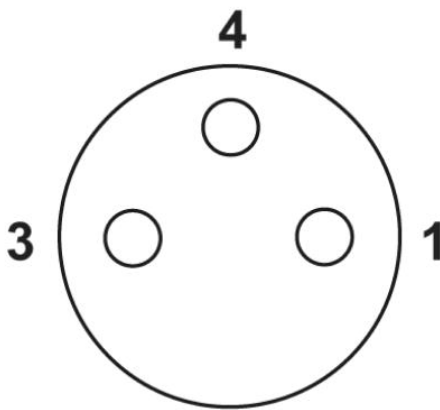
Strip the conductor by approx. 35 mm and slide on the union nut and cable clamp type cage. Without stripping the insulation of the individual cores, guide them into the corresponding chamber of the elastic core clamping and cut them off flush on the contact side. The coding marks must be flush when mounted.

Dimensioned drawing



Socket M8 x 1, straight

Schematic diagram



Pin assignment M8 socket, 3-pos., view female side

SACC-M 8FS-3PCON Order No.: 1506778

<http://eshop.phoenixcontact.de/phoenix/treeViewClick.do?UID=1506778>

Address

PHOENIX CONTACT Deutschland GmbH
Flachsmarktstr. 8
32825 Blomberg, Germany
Phone +49 5235 3 12000
Fax +49 5235 3 41200
<http://www.phoenixcontact.de>



© 2010 Phoenix Contact
Technical modifications reserved;