

## Excellent Integrated System Limited

Stocking Distributor

Click to view price, real time Inventory, Delivery & Lifecycle Information:

[Phoenix Contact](#)  
[1902547](#)

For any questions, you can email us directly:

[sales@integrated-circuit.com](mailto:sales@integrated-circuit.com)



Extract from the online catalog

## MKDS 5 HV/ 2-9,52


Order No.: 1902547

The figure shows a 2-pos. version of the product



<http://eshop.phoenixcontact.de/phoenix/treeViewClick.do?UID=1902547>

PC terminal block, Nominal current: 32 A, Nom. voltage: 800 V, Pitch: 9.52 mm, Number of positions: 2, Type of connection: Screw connection, Mounting: Soldering, Conductor/PCB connection direction: 0 °, Color: green, The article can be aligned to create different nos. of positions! If used purely as 2-pos., we recommend version MKDSV 5 HV with anti-rotation pins.

Commercial data	
GTIN (EAN)	 4 017918 187606
sales group	E510
Pack	50 pcs.
Customs tariff	85369010
Catalog page information	Page 317 (CC-2009)

### Product notes

WEEE/RoHS-compliant since:  
01/01/2003



<http://www.download.phoenixcontact.com>  
 Please note that the data given here has been taken from the online catalog. For comprehensive information and data, please refer to the user documentation. The General Terms and Conditions of Use apply to Internet downloads.

## Technical data

Dimensions / positions	
Length	19.04 mm
Height	21.5 mm

**MKDS 5 HV/ 2-9,52** Order No.: 1902547

<http://eshop.phoenixcontact.de/phoenix/treeViewClick.do?UID=1902547>

Width	16 mm
Pitch	9.52 mm
Dimension a	9.52 mm
Number of positions	2
Pin dimensions	0,9 x 0,9 mm
Hole diameter	1.3 mm
Screw thread	M3
Tightening torque, min	0.5 Nm
Tightening torque max	0.6 Nm

**Technical data**

Range of articles	MKDS 5 HV
Insulating material group	I
Rated surge voltage (III/3)	8 kV
Rated surge voltage (III/2)	8 kV
Rated surge voltage (II/2)	6 kV
Rated voltage (III/2)	1000 V
Rated voltage (II/2)	1000 V
Connection in acc. with standard	EN-VDE
Nominal current $I_N$	32 A
Nominal voltage $U_N$	800 V
Nominal cross section	4 mm <sup>2</sup>
Maximum load current	32 A (with 6 mm <sup>2</sup> conductor cross section)
Insulating material	PA
Inflammability class acc. to UL 94	V0
Internal cylindrical gage	A4
Stripping length	8 mm
Nominal voltage, UL/CUL Use Group B	300 V
Nominal current, UL/CUL Use Group B	30 A
Nominal voltage, UL/CUL Use Group C	300 V
Nominal current, UL/CUL Use Group C	30 A
Nominal voltage, UL/CUL Use Group D	600 V
Nominal current, UL/CUL Use Group D	5 A

**Connection data**

Conductor cross section solid min.	0.2 mm <sup>2</sup>
------------------------------------	---------------------

MKDS 5 HV/ 2-9,52 Order No.: 1902547

<http://eshop.phoenixcontact.de/phoenix/treeViewClick.do?UID=1902547>

Conductor cross section solid max.	6 mm <sup>2</sup>
Conductor cross section stranded min.	0.2 mm <sup>2</sup>
Conductor cross section stranded max.	4 mm <sup>2</sup>
Conductor cross section stranded, with ferrule without plastic sleeve min.	0.25 mm <sup>2</sup>
Conductor cross section stranded, with ferrule without plastic sleeve max.	4 mm <sup>2</sup>
Conductor cross section stranded, with ferrule with plastic sleeve min.	0.25 mm <sup>2</sup>
Conductor cross section stranded, with ferrule with plastic sleeve max.	4 mm <sup>2</sup>
Conductor cross section AWG/kcmil min.	24
Conductor cross section AWG/kcmil max	10
2 conductors with same cross section, solid min.	0.2 mm <sup>2</sup>
2 conductors with same cross section, solid max.	1.5 mm <sup>2</sup>
2 conductors with same cross section, stranded min.	0.2 mm <sup>2</sup>
2 conductors with same cross section, stranded max.	1.5 mm <sup>2</sup>
2 conductors with same cross section, stranded, ferrules without plastic sleeve, min.	0.25 mm <sup>2</sup>
2 conductors with same cross section, stranded, ferrules without plastic sleeve, max.	0.75 mm <sup>2</sup>
2 conductors with same cross section, stranded, TWIN ferrules with plastic sleeve, min.	0.5 mm <sup>2</sup>
2 conductors with same cross section, stranded, TWIN ferrules with plastic sleeve, max.	2.5 mm <sup>2</sup>
Minimum AWG according to UL/CUL	30
Maximum AWG according to UL/CUL	10

**Certificates / Approvals**



Certification

CB, CCA, CUL, GOST, SEV, UL

MKDS 5 HV/ 2-9,52 Order No.: 1902547

<http://eshop.phoenixcontact.de/phoenix/treeViewClick.do?UID=1902547>

### Accessories

Item	Designation	Description
------	-------------	-------------

### Marking

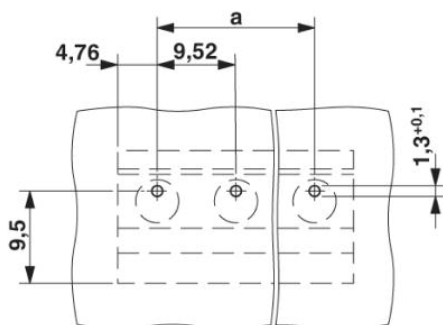
Item	Designation	Description
1051993	B-STIFT	Marker pen, for manual labeling of unprinted Zack strips, smear-proof and waterproof, line thickness 0.5 mm
0803906	SK U/3,8 WH:UNBEDRUCKT	

### Tools

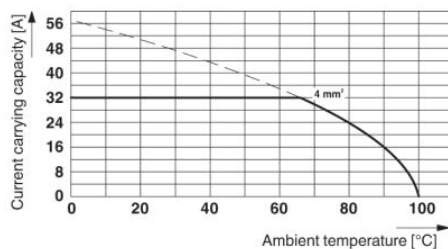
Item	Designation	Description
1205053	SZS 0,6X3,5	Actuation tool, for ST terminal blocks, insulated, also suitable for use as a bladed screwdriver, size: 0.6 x 3.5 x 100 mm, 2-component grip, with non-slip grip

### Diagrams/Drawings

Drilling plan/solder pad geometry



Diagram



**Type: MKDS 5 HV/2-9,52 and MKDS 5 HV/3-9,52**

Test following DIN EN 60512-5-2:2003-01

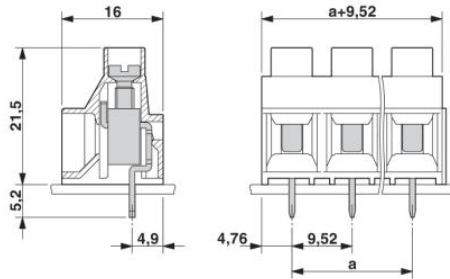
Reduction factor = 1

No. of positions: 5

MKDS 5 HV/ 2-9,52 Order No.: 1902547

<http://eshop.phoenixcontact.de/phoenix/treeViewClick.do?UID=1902547>

Dimensioned drawing



The figure shows a 3-position version

MKDS 5 HV/ 2-9,52 Order No.: 1902547

<http://eshop.phoenixcontact.de/phoenix/treeViewClick.do?UID=1902547>

---

**Address**

PHOENIX CONTACT Inc., USA  
586 Fulling Mill Road  
Middletown, PA 17057, USA  
Phone (800) 888-7388  
Fax (717) 944-1625  
<http://www.phoenixcon.com>



© 2010 Phoenix Contact  
Technical modifications reserved;