

Excellent Integrated System Limited

Stocking Distributor

Click to view price, real time Inventory, Delivery & Lifecycle Information:

[Phoenix Contact](#)
[1713040](#)

For any questions, you can email us directly:

sales@integrated-circuit.com



Extract from the online catalog


SMKDS 3/ 4-5,08

Order No.: 1713040



<http://eshop.phoenixcontact.de/phoenix/treeViewClick.do?UID=1713040>

PC terminal block, Nominal current: 24 A, Nom. voltage: 250 V, Pitch: 5.08 mm, Number of positions: 4, Type of connection: Screw connection, Mounting: Soldering, Conductor/PCB connection direction: 35 °, The article can be aligned to create different nos. of positions!

Commercial data	
GTIN (EAN)	 4 017918 023898
sales group	E013
Pack	50 pcs.
Customs tariff	85369010
Catalog page information	Page 75 (CC-2009)

Product notes

WEEE/RoHS-compliant since:
01/01/2003



<http://www.download.phoenixcontact.com>
Please note that the data given here has been taken from the online catalog. For comprehensive information and data, please refer to the user documentation. The General Terms and Conditions of Use apply to Internet downloads.

Technical data

Dimensions / positions

Length	16 mm
Pitch	5.08 mm
Dimension a	15.24 mm

SMKDS 3/ 4-5,08 Order No.: 1713040

<http://eshop.phoenixcontact.de/phoenix/treeViewClick.do?UID=1713040>

Number of positions	4
Pin dimensions	0,9 x 0,9 mm
Hole diameter	1.3 mm
Screw thread	M3
Tightening torque, min	0.5 Nm
Tightening torque max	0.6 Nm

Technical data

Range of articles	SMKDS 3
Insulating material group	I
Rated surge voltage (III/3)	4 kV
Rated surge voltage (III/2)	4 kV
Rated surge voltage (II/2)	4 kV
Rated voltage (III/3)	250 V
Rated voltage (III/2)	400 V
Rated voltage (II/2)	630 V
Connection in acc. with standard	EN-VDE
Nominal current I_N	24 A
Nominal cross section	2.5 mm ²
Maximum load current	28 A
Insulating material	PA
Inflammability class acc. to UL 94	V0
Internal cylindrical gage	A3
Stripping length	8 mm
Nominal voltage, UL/CUL Use Group B	250 V
Nominal current, UL/CUL Use Group B	15 A
Nominal voltage, UL/CUL Use Group D	300 V
Nominal current, UL/CUL Use Group D	10 A

Connection data

Conductor cross section solid min.	0.2 mm ²
Conductor cross section solid max.	4 mm ²
Conductor cross section stranded min.	0.2 mm ²
Conductor cross section stranded max.	2.5 mm ²
Conductor cross section stranded, with ferrule without plastic sleeve min.	0.25 mm ²

SMKDS 3/ 4-5,08 Order No.: 1713040

<http://eshop.phoenixcontact.de/phoenix/treeViewClick.do?UID=1713040>

Conductor cross section stranded, with ferrule without plastic sleeve max.	2.5 mm ²
Conductor cross section stranded, with ferrule with plastic sleeve min.	0.25 mm ²
Conductor cross section stranded, with ferrule with plastic sleeve max.	2.5 mm ²
Conductor cross section AWG/kcmil min.	24
Conductor cross section AWG/kcmil max	12
2 conductors with same cross section, solid min.	0.2 mm ²
2 conductors with same cross section, solid max.	1.5 mm ²
2 conductors with same cross section, stranded min.	0.2 mm ²
2 conductors with same cross section, stranded max.	1.5 mm ²
2 conductors with same cross section, stranded, ferrules without plastic sleeve, min.	0.25 mm ²
2 conductors with same cross section, stranded, ferrules without plastic sleeve, max.	0.75 mm ²
2 conductors with same cross section, stranded, TWIN ferrules with plastic sleeve, min.	0.5 mm ²
2 conductors with same cross section, stranded, TWIN ferrules with plastic sleeve, max.	1.5 mm ²
Minimum AWG according to UL/CUL	30
Maximum AWG according to UL/CUL	12

Certificates / Approvals



Certification

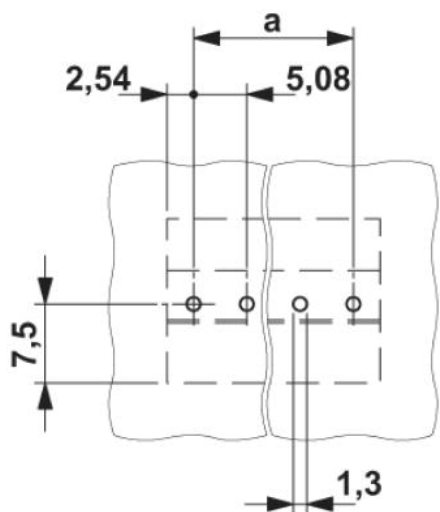
CCA, CSA, CUL, GOST, SEV, UL

SMKDS 3/ 4-5,08 Order No.: 1713040

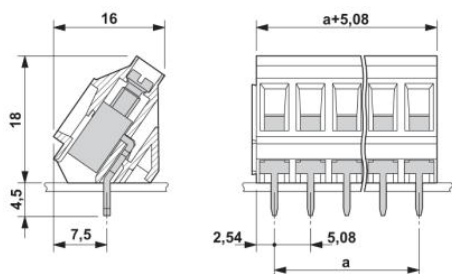
<http://eshop.phoenixcontact.de/phoenix/treeViewClick.do?UID=1713040>

Diagrams/Drawings

Drilling plan/solder pad geometry



Dimensioned drawing



SMKDS 3/ 4-5,08 Order No.: 1713040

<http://eshop.phoenixcontact.de/phoenix/treeViewClick.do?UID=1713040>

Address

PHOENIX CONTACT Inc., USA
586 Fulling Mill Road
Middletown, PA 17057, USA
Phone (800) 888-7388
Fax (717) 944-1625
<http://www.phoenixcon.com>



© 2010 Phoenix Contact
Technical modifications reserved;