

## **Excellent Integrated System Limited**

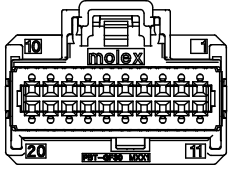
Stocking Distributor

Click to view price, real time Inventory, Delivery & Lifecycle Information:

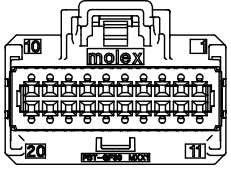
[Molex Connector Corporation](#)  
[0347290121](#)

For any questions, you can email us directly:  
[sales@integrated-circuit.com](mailto:sales@integrated-circuit.com)

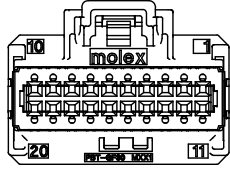
20 19 18 17 16 15 14 13 12 11 10 9 8 7 6 5 4 3 2 1



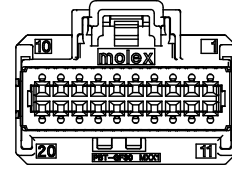
POLARIZATION OPTION A  
P/N 34729-0200



POLARIZATION OPTION B  
P/N 34729-0201

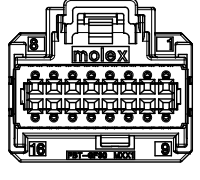


POLARIZATION OPTION C  
P/N 34729-0202

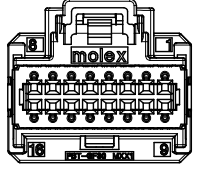


POLARIZATION OPTION D  
P/N 34729-0203

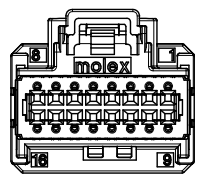
- NOTES: VALID UNLESS OTHERWISE SPECIFIED
- GENERAL:
    - APPLICATION SPECIFICATION SEE: AS-34729-020
    - PRODUCT SPECIFICATION SEE: PS-34729-020
    - PACKAGING SPECIFICATION PER MOLEX DRAWING PK-31901-201
    - PARTS MUST BE IN COMPLIANCE TO MOLEX CHEMICAL SUBSTANCES FOR PRODUCTS AND PACKAGING SPECIFICATION ES-40000-5015
    - DATA MUST BE SUBMITTED UNDER THE MOLEX PART NUMBER TO IMDS (COMPANY DE13295)
  - DESIGN - MATERIALS:
    - CONNECTOR HOUSING - PBT-GF30
    - TPA - PBT-GF30
  - DESIGN - GEOMETRY:
    - THIS IS A 100% CAD GENERATED PART. THE CAD MATHEMATICAL DATA IS THE MASTER FOR THIS PART. FOR DIMENSIONAL OR ANY INFORMATION NOT SHOWN ON THIS DRAWING, ANALYZE THE CAD MODEL.
    - GEOMETRIC DIMENSIONS AND TOLERANCES PER ASME Y14.5M - 1994
    - EDGES AND UNDIMENSIONED DETAILS PER ISO1975
    - CORNERS SHOWN AS SHARP TO BE R 0.2 MAX.
    - LETTERING SHALL BE 0.15 MAX RAISED IN 0.25 MAX RECESS PAD. THIS INCLUDES RECYCLING CODE, CAVITY ID, VENDOR IDENTIFICATION, AND CUSTOMER MATERIAL NUMBER.
    - VISUAL DEFECTS SHALL MEET COSMETIC STANDARD PS-45499-002 (CLASS C)



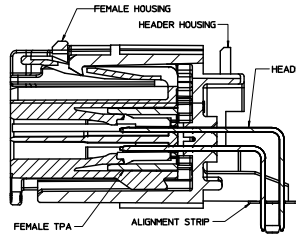
POLARIZATION OPTION A  
P/N 34729-0160



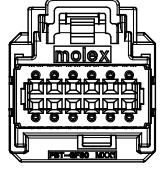
POLARIZATION OPTION B  
P/N 34729-0161



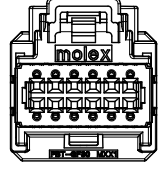
POLARIZATION OPTION C  
P/N 34729-0162



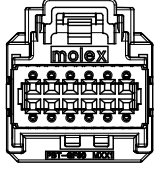
ASSEMBLY SECTION



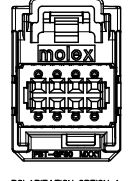
POLARIZATION OPTION A  
P/N 34729-0120



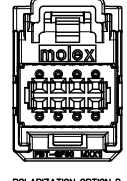
POLARIZATION OPTION B  
P/N 34729-0121



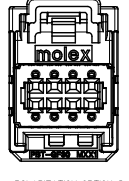
POLARIZATION OPTION C  
P/N 34729-0122



POLARIZATION OPTION A  
P/N 34729-0080



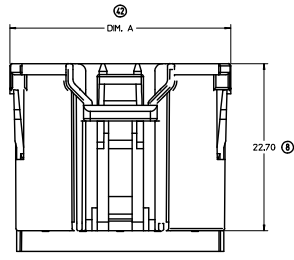
POLARIZATION OPTION B  
P/N 34729-0081



POLARIZATION OPTION C  
P/N 34729-0082

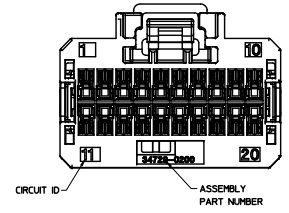
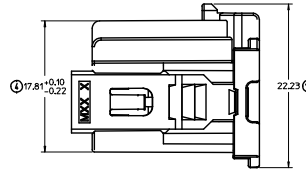
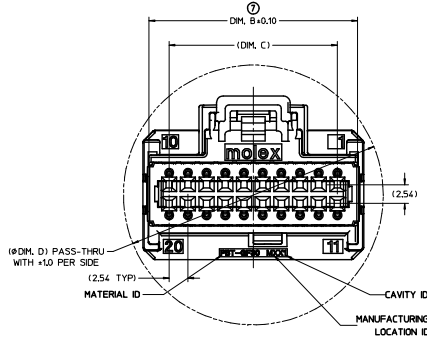
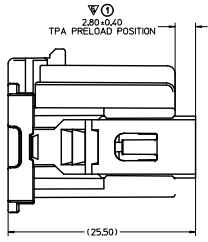
INITIAL RELEASE EC NO. 142005-0854 DRAWN: JF SCHROTT 2015/04/09 CHCK: [blank] APPROVED: [blank] 2015/06/12 REV: [blank]	QUALITY SYMBOLS	GENERAL TOLERANCES (UNLESS SPECIFIED)	DIMENSION STYLE	SCALE	DESIGN UNITS	THIRD ANGLE PROJECTION	
	4 PLACES $\nabla=0$ 3 PLACES $\nabla=0$ 2 PLACES $\nabla=0$ 1 PLACE $\nabla=0$	mm INCH +--- +--- +--- +--- +0.13 +--- +0.25 +--- ANGULAR $\pm 3^\circ$	MM ONLY DRAWN BY DATE MOJICK 11/21/2008 CHECKED BY DATE CDILLON APPROVED BY DATE SMARCEAU 2010/08/02	4:1	METRIC	THIRD ANGLE PROJECTION 8 - 20 CKT STAC64 (UNSEALED) RECEPTACLE ASSEMBLY	
	DRAFT WHERE APPLICABLE MUST REMAIN WITHIN DIMENSIONS		PATERIAL NO.	DOCUMENT NO.	MOLEX INCORPORATED SD-34729-020		SHEET NO. 1 OF 2
	SEE CHART		THIS DRAWING CONTAINS INFORMATION THAT IS PROPRIETARY TO MOLEX INCORPORATED AND SHOULD NOT BE USED WITHOUT WRITTEN PERMISSION				

19 18 17 16 15 14 13 12 11 10 9 8 7 6 5 4 3 2 1



APPLICABLE COMPONENTS			APPLICABLE WIRE SIZE	
DESCRIPTION	TYPE	SUPPLIER COMPONENTS PART NO.	WIRE GAGE	MAXIMUM INSULATION DIAMETER
MOLEX CTX64 TERMINAL	Sn	34803-3212	20 AWG	190mm
	Sn	34803-3211	22 AWG	165mm

DESCRIPTION	MOLEX ASSEMBLY PART NO.'S	COLOR	DM. A (mm)	DM. B (mm)	DM. C (mm)	DM. D (mm)	MATING COMPONENT		
							VERTICAL HEADER	RIGHT ANGLE MYLAR HEADER	RIGHT ANGLE PAP HEADER
20 CKT STAC64 RCPT ASSEMBLY - POL A	34729-0200	BLACK	30.00	28.35	22.86	34.35	34690-0200	34691-0200	34691-6200
20 CKT STAC64 RCPT ASSEMBLY - POL B	34729-0201	GRAY					34690-0201	34691-0201	34691-6201
20 CKT STAC64 RCPT ASSEMBLY - POL C	34729-0202	BROWN					34690-0202	34691-0202	34691-6202
20 CKT STAC64 RCPT ASSEMBLY - POL D	34729-0203	GREEN	24.92	23.27	17.78	29.85	34690-0203	34691-0203	34691-6203
16 CKT STAC64 RCPT ASSEMBLY - POL A	34729-0160	BLACK					34690-0160	34691-0160	34691-6160
16 CKT STAC64 RCPT ASSEMBLY - POL B	34729-0161	GRAY					34690-0161	34691-0161	34691-6161
16 CKT STAC64 RCPT ASSEMBLY - POL C	34729-0162	BROWN	19.84	18.19	12.70	27.25	34690-0162	34691-0162	34691-6162
12 CKT STAC64 RCPT ASSEMBLY - POL A	34729-0120	BLACK					34690-0120	34691-0120	34691-6120
12 CKT STAC64 RCPT ASSEMBLY - POL B	34729-0121	GRAY					34690-0121	34691-0121	34691-6121
12 CKT STAC64 RCPT ASSEMBLY - POL C	34729-0122	BROWN	14.76	13.11	7.62	25.45	34690-0122	34691-0122	34691-6122
8 CKT STAC64 RCPT ASSEMBLY - POL A	34729-0080	BLACK					34690-0080	34691-0080	34691-6080
8 CKT STAC64 RCPT ASSEMBLY - POL B	34729-0081	GRAY					34690-0081	34691-0081	34691-6081
8 CKT STAC64 RCPT ASSEMBLY - POL C	34729-0082	BROWN					34690-0082	34691-0082	34691-6082



INITIAL RELEASE EC NO. UAD205-8554 DRAWING NO. 0347290121 CHECKED: APPROVED: 2015/08/02 DATE: 2015/08/02	QUALITY SYMBOLS ▽=0 ▽=0	GENERAL TOLERANCES (UNLESS SPECIFIED) mm INCH 4 PLACES ±.005 ±.0005 3 PLACES ±.002 ±.0002 2 PLACES ±.013 ±.0005 1 PLACE ±.025 ±.001 ANGULAR ± 3 °	DIMENSION STYLE MM ONLY	SCALE 4:1	DESIGN UNITS METRIC	THIRD ANGLE PROJECTION	
	DRAWN BY: MOJICK DATE: 11/21/2008 CHECKED BY: CDILLON DATE:	TITLE 8 - 20 CKT STAC64 (UNSEALED) RECEPTACLE ASSEMBLY					
	APPROVED BY: SMARCEAU DATE: 2010/08/02	MATERIAL NO. SEE CHART	DOCUMENT NO. SD-34729-020	MOLEX INCORPORATED			
	DRAFT WHERE APPLICABLE MUST REMAIN WITHIN DIMENSIONS						