

Excellent Integrated System Limited

Stocking Distributor

Click to view price, real time Inventory, Delivery & Lifecycle Information:

[Phoenix Contact](#)
[2303006](#)

For any questions, you can email us directly:
sales@integrated-circuit.com




Extract from the online catalog

FLKM-D25 SUB/S/ZFKDS

Order No.: 2303006


The illustration shows the version FLKM-D37 SUB/S/ZFKDS



<http://eshop.phoenixcontact.de/phoenix/treeViewClick.do?UID=2303006>

Standard 1:1 D-SUB module, with spring-cage connection and D-SUB pin strip, no. of positions 25



Commercial data	
GTIN (EAN)	 4 017918 943974
sales group	I011
Pack	1 pcs.
Customs tariff	85369010
Catalog page information	Page 286 (IF-2009)

Product notes

WEEE/RoHS-compliant since:
08/06/2008



<http://www.download.phoenixcontact.com>
 Please note that the data given here has been taken from the online catalog. For comprehensive information and data, please refer to the user documentation. The General Terms and Conditions of Use apply to Internet downloads.

Technical data

General data	
Nominal voltage U_N	125 V AC/DC
Max. current carrying capacity per branch	2.5 A
	1.5 A (with even load on all branches)

FLKM-D25 SUB/S/ZFKDS Order No.: 2303006
<http://eshop.phoenixcontact.de/phoenix/treeViewClick.do?UID=2303006>

Number of positions	25
Width	78.8 mm
Height	77 mm
Depth	52 mm
Ambient temperature (operation)	-20 °C ... 50 °C
Ambient temperature (storage/transport)	-20 °C ... 70 °C
Mounting position	Any
Standards/regulations	IEC 60664
	DIN EN 50178
	IEC 62103
Pollution degree	2
Surge voltage category	II

Connection data

Connection 1	PCB connection
Type of connection	Spring-cage connection
Conductor cross section solid min.	0.2 mm ²
Conductor cross section solid max.	4 mm ²
Conductor cross section stranded min.	0.2 mm ²
Conductor cross section stranded max.	2.5 mm ²
Conductor cross section AWG/kcmil min.	24
Conductor cross section AWG/kcmil max	12
Connection 2	D-SUB connection

Certificates / Approvals



Certification CUL, UL

FLKM-D25 SUB/S/ZFKDS Order No.: 2303006
<http://eshop.phoenixcontact.de/phoenix/treeViewClick.do?UID=2303006>

Accessories

Item	Designation	Description
Cable/conductor		
2302421	CABLE D-SUB-B-B-S/.../.../...	Shielded round cable, assembled with two D-SUB female connectors, variable cable length
2302340	CABLE D-SUB-S/.../.../...	Shielded round cable, assembled with one D-SUB male and one female connector, variable cable length
2926153	CABLE-D-25SUB/F/OE/0,25/S/0,5M	Shielded cable with a 25-pos. D-SUB female connector and one open end. The individual wires are labeled 1 to 25 and fitted with ferrules. The braided shield is routed to a separate cable end. Cable length: 0.5 m.
2926166	CABLE-D-25SUB/F/OE/0,25/S/1,0M	Shielded cable with a 25-pos. D-SUB female connector and one open end. The individual wires are labeled 1 to 25 and fitted with ferrules. The braided shield is routed to a separate cable end. Cable length: 1 m.
2926179	CABLE-D-25SUB/F/OE/0,25/S/1,5M	Shielded cable with a 25-pos. D-SUB female connector and one open end. The individual wires are labeled 1 to 25 and fitted with ferrules. The braided shield is routed to a separate cable end. Cable length: 1.5 m.
2926182	CABLE-D-25SUB/F/OE/0,25/S/2,0M	Shielded cable with a 25-pos. D-SUB female connector and one open end. The individual wires are labeled 1 to 25 and fitted with ferrules. The braided shield is routed to a separate cable end. Cable length: 2 m.
2926195	CABLE-D-25SUB/F/OE/0,25/S/3,0M	Shielded cable with a 25-pos. D-SUB female connector and one open end. The individual wires are labeled 1 to 25 and fitted with ferrules. The braided shield is routed to a separate cable end. Cable length: 3 m.
2926205	CABLE-D-25SUB/F/OE/0,25/S/4,0M	Shielded cable with a 25-pos. D-SUB female connector and one open end. The individual wires are labeled 1 to 25 and fitted with ferrules. The braided shield is routed to a separate cable end. Cable length: 4 m.
2926218	CABLE-D-25SUB/F/OE/0,25/S/6,0M	Shielded cable with a 25-pos. D-SUB female connector and one open end. The individual wires are labeled 1 to 25 and fitted with ferrules. The braided shield is routed to a separate cable end. Cable length: 6 m.
2302120	CABLE-D25SUB/B/S/ 50/KONFEK/S	Round shielded cable set, with 25-pos. D-SUB female and male connectors, cable length: 0.5 m
2302133	CABLE-D25SUB/B/S/100/KONFEK/S	Round shielded cable set, with 25-pos. D-SUB female and male connectors, cable length: 1 m
2302146	CABLE-D25SUB/B/S/150/KONFEK/S	Round shielded cable set, with 25-pos. D-SUB female and male connectors, cable length: 1.5 m
2302159	CABLE-D25SUB/B/S/200/KONFEK/S	Round shielded cable set, with 25-pos. D-SUB female and male connectors, cable length: 2 m
2302162	CABLE-D25SUB/B/S/300/KONFEK/S	Round shielded cable set, with 25-pos. D-SUB female and male connectors, cable length: 3 m

FLKM-D25 SUB/S/ZFKDS Order No.: 2303006
<http://eshop.phoenixcontact.de/phoenix/treeViewClick.do?UID=2303006>

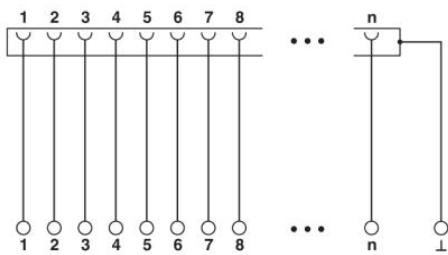
2302175	CABLE-D25SUB/B/S/400/ KONFEK/S	Round shielded cable set, with 25-pos. D-SUB female and male connectors, cable length: 4 m
2302188	CABLE-D25SUB/B/S/600/ KONFEK/S	Round shielded cable set, with 25-pos. D-SUB female and male connectors, cable length: 6 m

General

2900906	CABLE-D-25SUB-F-OE-0,25- S/...	Shielded cable with a 25-pos. D-SUB female connector and one open end. The individual wires are labeled 1 to 25 and fitted with ferrules. The braided shield is routed to a separate cable end. Cable length: variable.
---------	-----------------------------------	---

Diagrams/Drawings

Circuit diagram



FLKM-D25 SUB/S/ZFKDS Order No.: 2303006

<http://eshop.phoenixcontact.de/phoenix/treeViewClick.do?UID=2303006>

Address

PHOENIX CONTACT Deutschland GmbH
Flachsmarktstr. 8
32825 Blomberg, Germany
Phone +49 5235 3 12000
Fax +49 5235 3 41200
<http://www.phoenixcontact.de>



© 2011 Phoenix Contact
Technical modifications reserved;