

## Excellent Integrated System Limited

Stocking Distributor

Click to view price, real time Inventory, Delivery & Lifecycle Information:

[Phoenix Contact](#)  
[2718785](#)

For any questions, you can email us directly:

[sales@integrated-circuit.com](mailto:sales@integrated-circuit.com)



Extract from the online  
catalog

## IL DN BK3-PAC

Order No.: 2718785



<http://eshop.phoenixcontact.de/phoenix/treeViewClick.do?UID=2718785>

DeviceNet™ bus coupler, 24 V DC, without accessories



### Commercial data

GTIN (EAN)	
sales group	K410
Pack	1 pcs.
Customs tariff	85176200
Catalog page information	Page 257 (AX-2009)

<http://www.download.phoenixcontact.com>  
Please note that the data given here has been taken from the online catalog. For comprehensive information and data, please refer to the user documentation. The General Terms and Conditions of Use apply to Internet downloads.

### Product description

The DeviceNet™ fieldbus coupler enables the flexible INTERBUS Inline automation kit to be operated with DeviceNet™ as well.

The fieldbus coupler allows an INTERBUS Inline station to be inserted at any point in a DeviceNet™ network.

The fieldbus coupler is a slave in the DeviceNet™ and a master in the lower-level INTERBUS Inline local bus.

The address of the DeviceNet™ slave can easily be set from outside by means of DIP switches. DeviceNet™ is connected via a Twin Combicon connector. The operating voltage for the fieldbus coupler and the electronics can be fed using a separate power connector.

For the DeviceNet™ project planning, a regularly updated EDS file (Electronica Data Sheet) is provided in the Product Information Service (see below). The DeviceNet™ fieldbus coupler supports the proven INTERBUS Inline diagnostics as well as the typical diagnostics objects for the DeviceNet. Local LEDs enable precise diagnostics.

Please note the following when you configure the system:

IL DN BK3-PAC Order No.: 2718785

<http://eshop.phoenixcontact.de/phoenix/treeViewClick.do?UID=2718785>

The total logic current of all terminals connected to a DeviceNet™ fieldbus coupler must not exceed the maximum permissible total current of 2 A. Therefore, depending on your configuration, the number of terminal blocks that you can connect may be less than 63.

## Technical data

### General data

Width	85 mm
Height	119.8 mm
Depth	71.5 mm
Weight	240 g
Note on weight specifications	with male connectors
Mounting type	DIN rail
Ambient temperature (operation)	-25 °C ... 55 °C
Ambient temperature (storage/transport)	-45 °C ... 85 °C
Permissible humidity (operation)	95 % (no condensation)
Permissible humidity (storage/transport)	85 % (no condensation)
Air pressure (operation)	80 kPa ... 106 kPa (up to 3000 m above sea level)
Air pressure (storage/transport)	70 kPa ... 106 kPa (up to 3500 m above mean sea level)
Degree of protection	IP20

### Interface

Fieldbus system	Lokalbus
Name	Inline local bus
Type of connection	Inline data jumper
Transmission speed	500 kBaud
Fieldbus system	DeviceNet™
Name	DeviceNet™
Type of connection	2x 5-pos. TWIN-COMBICON connectors
Transmission speed	500 kBaud, 250 kBaud, 125 kBaud (Can be set via DIP switch or programmed)
Number of positions	10
Name	Supply
Type of connection	8-pos. Inline connector

### Power supply for module electronics

Supply voltage	24 V DC
Supply voltage range	19.2 V DC ... 30 V DC
Supply current	Typ. 100 mA (No local bus devices connected)

IL DN BK3-PAC Order No.: 2718785

<http://eshop.phoenixcontact.de/phoenix/treeViewClick.do?UID=2718785>

Current consumption	max. 1.25 A
<b>Inline potential routing</b>	
Communications power $U_L$	7.5 V DC $\pm 5\%$
Power supply at $U_L$	max. 2 A DC (observe derating)
Main circuit supply $U_M$	24 V DC -15% / +20% (in acc. with EN 61131-2)
Power supply at $U_M$	max. 8 A DC (Sum of $U_M + U_S$ )
Segment supply voltage $U_S$	24 V DC -15% / +20% (in acc. with EN 61131-2)
Power supply at $U_S$	max. 8 A DC (Sum of $U_M + U_S$ )
I/O supply voltage $U_{ANA}$	24 V DC -15% / +20%
Power supply at $U_{ANA}$	max. 0.5 A DC (observe derating)

### Certificates / Approvals



Certification CUL, GOST, UL

Certification Ex: CUL-EX LIS, UL-EX LIS

### Accessories

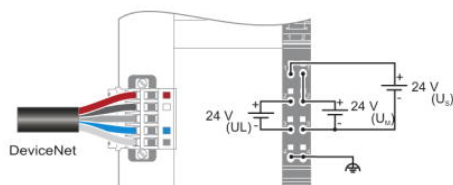
Item	Designation	Description
<b>Assembly</b>		
3022218	CLIPFIX 35	Snap-on end bracket, for 35 mm NS 35/7.5 or NS 35/15 DIN rail, can be fitted with Zack strip ZB 8 and ZB 8/27, terminal strip marker KLM 2 and KLM, width: 9.5 mm, color: gray
<b>Marking</b>		
0809492	ESL 62X10	Insert strip for laser printer, lettering field: 62 x 10 mm
2727501	IB IL FIELD 2	Labeling field, width: 12.2 mm
<b>Plug/Adapter</b>		
2727608	IB IL SCN-8-CP	Inline connector, colored

IL DN BK3-PAC Order No.: 2718785

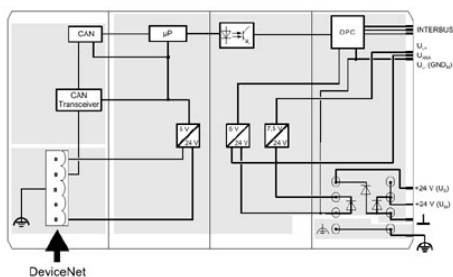
<http://eshop.phoenixcontact.de/phoenix/treeViewClick.do?UID=2718785>

## Diagrams/Drawings

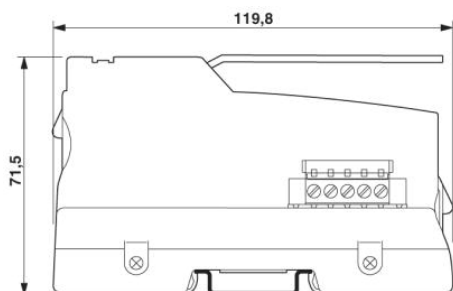
### Connection diagram



### Block diagram



### Dimensioned drawing



## FAQs

### • How does the autoconfiguration function of the local bus work on the IL DN BK 3 fieldbus coupler?

The autoconfiguration function allows the bus coupler to be configured in the field without any software. The default settings with this function are: - Two bytes are added to the input process data as Inline status word (diagnostic word). - All the digital, analog and function blocks are added to the process data. - No wildcards are added for future system extensions. The following process describes how to use the autoconfiguration function: 1. Set DIP switches 1 to 7 to the desired address and DIP switches 8 to 9 to the desired baudrate. 2. Then turn the power supply for the network and UL off and then back on again. Please note that after decompression for the initial startup the new address and the baudrate are automatically saved in the memory of the bus coupler. 3. Switch off the power supply at the bus coupler. 4. Set DIP switch 10 to "ON" 5. Check that all the necessary I/O modules are connected. 6. Switch the power supply of the bus coupler back on. At this point, the "MD" LED on the bus coupler and the "D" LED on the input/output modules start flashing. As soon as the flashing stops and the LEDs are permanently lit up, the process of saving the local bus configuration of the bus coupler is complete.

IL DN BK3-PAC Order No.: 2718785

<http://eshop.phoenixcontact.de/phoenix/treeViewClick.do?UID=2718785>

---

#### Address

PHOENIX CONTACT Inc., USA  
586 Fulling Mill Road  
Middletown, PA 17057, USA  
Phone (800) 888-7388  
Fax (717) 944-1625  
<http://www.phoenixcon.com>



© 2011 Phoenix Contact  
Technical modifications reserved;