

Excellent Integrated System Limited

Stocking Distributor

Click to view price, real time Inventory, Delivery & Lifecycle Information:

[Phoenix Contact](#)
[2920638](#)

For any questions, you can email us directly:


sales@integrated-circuit.com



Extract from the online catalog


TT-2-PE/S1-M-24DC

Order No.: 2920638



<http://eshop.phoenixcontact.de/phoenix/treeViewClick.do?UID=2920638>

Double-level modular terminal block with two-stage surge protection for one two-wire impedance-sensitive signal circuit, disconnect knife on both signal paths, separate ground connection, nominal voltage: 24 V DC.

Commercial data	
GTIN (EAN)	 4 046356 160186
sales group	J304
Pack	14 pcs.
Customs tariff	85363010
Catalog page information	Page 101 (TT-2009)

Product notes

WEEE/RoHS-compliant since:
09/28/2006



<http://www.download.phoenixcontact.com>
 Please note that the data given here has been taken from the online catalog. For comprehensive information and data, please refer to the user documentation. The General Terms and Conditions of Use apply to Internet downloads.

Technical data	
General	
Housing material	PA 6.6
Inflammability class acc. to UL 94	V2
Color	black

TT-2-PE/S1-M-24DC Order No.: 2920638

<http://eshop.phoenixcontact.de/phoenix/treeViewClick.do?UID=2920638>

Total surge current (8/20) μ s	10 kA
Total surge current (10/350) μ s	1 kA
Ambient temperature (operation)	-40 °C ... 80 °C
Mounting type	DIN rail: 35 mm
Design	Double-level terminal block with PE foot – separate PE connection
Number of positions	2
Degree of protection	IP20
Direction of action	Line-Line & Line-Earth Ground
Width	6.20 mm
Height	66.45 mm
Length	92.00 mm

Protective circuit

IEC category	C1
	C2
	C3
	D1
Nominal voltage U_N	24 V DC
	17 V AC
Maximum continuous operating voltage U_C	30 V DC
	21 V AC
Maximum continuous voltage U_C (wire-wire)	30 V DC
	21 V AC
Nominal current I_N	10 A (40°C)
Operating effective current I_C at U_C	$\leq 5 \mu$ A
Ground conductor current I_{PE}	$\leq 2 \mu$ A
Nominal discharge surge current I_n (8/20) μ s (Core-Core)	300 A
Nominal discharge surge current I_n (8/20) μ s (Core-Earth)	5 kA
Total surge current (8/20) μ s	10 kA
Max. discharge surge current I_{max} (8/20) μ s maximum (Core-Core)	300 A
Max. discharge surge current I_{max} (8/20) μ s maximum (Core-Earth)	5 kA (per path)
Nominal pulse current I_{an} (10/1000) μ s (Core-Core)	60 A

TT-2-PE/S1-M-24DC Order No.: 2920638

<http://eshop.phoenixcontact.de/phoenix/treeViewClick.do?UID=2920638>

Nominal pulse current I_{an} (10/1000) μ s (Core-Earth)	100 A (per path)
Lightning test current (10/350) μ s, peak value I_{imp}	500 A (per path)
Output voltage limitation at 1 kV/ μ s (Core-Core) spike	≤ 45 V
Output voltage limitation at 1 kV/ μ s (Core-Earth) spike	≤ 650 V
Output voltage limitation at 1 kV/ μ s (Core-Core) static	≤ 45 V
Output voltage limitation at 1 kV/ μ s (Core-Earth) static	≤ 650 V
Residual voltage at I_n , (conductor-conductor)	≤ 55 V
Residual voltage with I_{an} (10/1000) μ s (conductor-conductor)	≤ 50 V
Protection level U_p (Core-Core)	≤ 50 V (C1 (500 V/250 A))
Response time t_A (Core-Core)	≤ 1 ns
Response time t_A (Core-Earth)	≤ 100 ns
Input attenuation a_E , sym.	0.1 dB (≤ 1 MHz / 50 Ω)
	0.1 dB (≤ 400 kHz / 150 Ω)
Cut-off frequency f_g (3 dB), sym. in 50 Ohm system	Typ. 7 MHz
Cut-off frequency f_g (3 dB), sym. in 150 Ohm system	Typ. 2 MHz
Capacity (Core-Core)	Typ. 2.5 nF
Resistance in series	< 5 m Ω
Max. required back-up fuse	10 A (gL/gG/C)
Surge carrying capacity in acc. with IEC 61643-21 (Core-Core)	C1 (500 V / 250 A)
	C3 (25 A)
Surge carrying capacity in acc. with IEC 61643-21 (Core-Earth)	C2 (10 kV/5 kA)
	D1 (500 A)
Alternating current carrying capacity in acc. with IEC 61643-21 (Core-Earth)	5 A - 1 s

Connection data

Type of connection	Screw connection
Connection type IN	Screw terminal blocks
Connection type OUT	Screw terminal blocks
Screw thread	M3

TT-2-PE/S1-M-24DC Order No.: 2920638

<http://eshop.phoenixcontact.de/phoenix/treeViewClick.do?UID=2920638>

Tightening torque	0.8 Nm
Stripping length	8 mm
Conductor cross section stranded min.	0.2 mm ²
Conductor cross section stranded max.	2.5 mm ²
Conductor cross section solid min.	0.2 mm ²
Conductor cross section solid max.	2.5 mm ²
Conductor cross section AWG/kcmil min.	24
Conductor cross section AWG/kcmil max	14

Connection, protective circuit

Standards/regulations	IEC 61643-21
-----------------------	--------------

Certificates / Approvals


Certification

GOST

Accessories

Item	Designation	Description
General		
2920654	TT-D-2-PE-M-BK	End cover for TERMITRAB TT-2-PE-M-... and TT-2/2-M-...
Marking		
1051993	B-STIFT	Marker pen, for manual labeling of unprinted Zack strips, smear-proof and waterproof, line thickness 0.5 mm
1051016	ZB 6,LGS:FORTL.ZAHLEN	Zack marker strip, 10-section, printed horizontally: with the numbers 1 - 10, 11 - 20 and so on up to 491 - 500, color: white
1051430	ZB 6,LGS:U-N	Zack strip, printed horizontally: 10-section, U, V, W, N, GND, U, V, W, N, GND, color: white
1050499	ZB 6:SO/CMS	Zack strip, 10-section, divisible, special printing, marking according to customer requirements
1051003	ZB 6:UNBEDRUCKT	Zack strip, unprinted, strips with 10 labels for individual labeling with M-PEN or CMS system, for terminal block width: 6.2 mm, color: white
0808749	ZBF 6,LGS:FORTL.ZAHLEN	Zack marker strip, flat, printed horizontally: 10-section, with the numbers 1 - 10, 11 - 20, and so on up to 91 - 100, color: white

TT-2-PE/S1-M-24DC Order No.: 2920638

<http://eshop.phoenixcontact.de/phoenix/treeViewClick.do?UID=2920638>

0808736	ZBF 6/WH-100:UNBEDRUCKT	Zack strip, flat, unprinted: 10-section, for individual labeling with M-PEN or ZBF-T, large batch, sufficient for labeling 1000 terminal blocks, color: white
0808710	ZBF 6:UNBEDRUCKT	Zack strip, flat, unprinted: 10-section, for individual labeling with M-PEN or ZBF-T, sufficient for 100 terminal blocks, color: white

Additional products

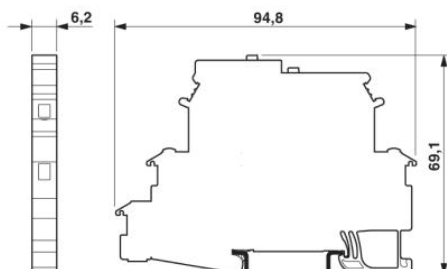
Item	Designation	Description
Assembly		
2839295	SSA 3-6	shield fast connections for conductor diameter 3 - 6 mm. Potential connection cable: 200 mm, black
2839512	SSA 5-10	Shield fast connection for conductor diameters 5 - 10 mm. Potential connection cable: 200 mm, black

General

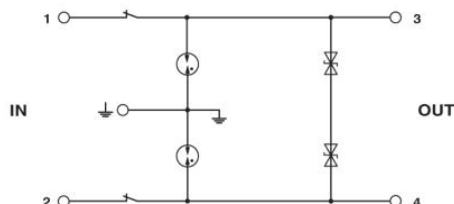
2920654	TT-D-2-PE-M-BK	End cover for TERMITRAB TT-2-PE-M-... and TT-2/2-M-...
---------	----------------	--

Diagrams/Drawings

Dimensioned drawing



Circuit diagram



TT-2-PE/S1-M-24DC Order No.: 2920638

<http://eshop.phoenixcontact.de/phoenix/treeViewClick.do?UID=2920638>

Address

PHOENIX CONTACT Deutschland GmbH
Flachsmarktstr. 8
32825 Blomberg, Germany
Phone +49 5235 3 12000
Fax +49 5235 3 41200
<http://www.phoenixcontact.de>



© 2011 Phoenix Contact
Technical modifications reserved;