

Excellent Integrated System Limited

Stocking Distributor

Click to view price, real time Inventory, Delivery & Lifecycle Information:

[Hammond Manufacturing](#)
[RCSCBAY](#)

For any questions, you can email us directly:

sales@integrated-circuit.com

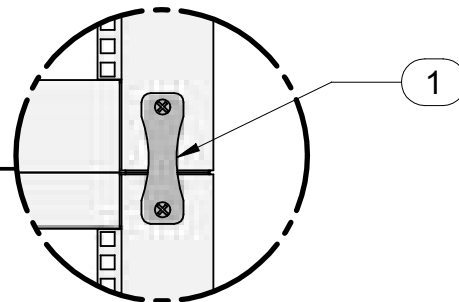
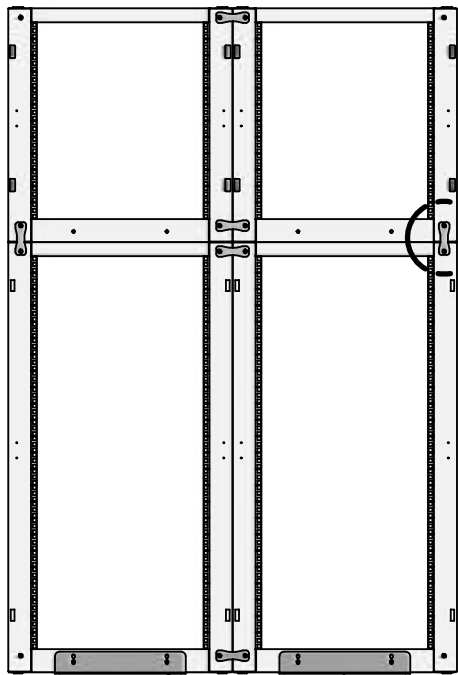
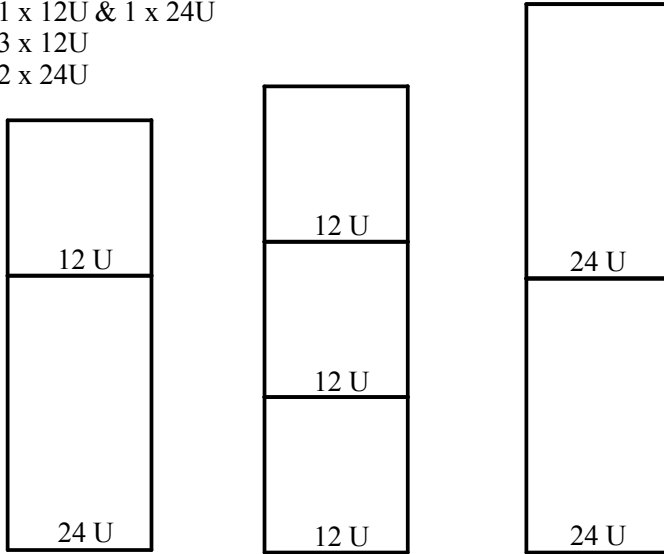
RCSC - SERIES

ASSEMBLY INSTRUCTIONS FOR RCSCBAY

BUL10347
REV. A
PAGE 1 OF 1

Suggested maximum stacking patterns:

1 x 12U & 1 x 24U
3 x 12U
2 x 24U



DETAIL A
TYP FRONT & BACK
OF CABINETS

ASSEMBLY INSTRUCTIONS:

- 1) Position RCSC cabinets side by side or stacked in desired pattern. (Use guidelines noted above)
- 2) Remove one screw from each cabinet and install baying bracket (Item 1), reinstall screws. (Assemble baying brackets one at a time)
- 3) Ensure brackets are used at the front and back of joined cabinets.

PARTS LIST

ITEM No.	DESCRIPTION	QTY
1	BAYING BRACKETS	4

TOOL BOX



Phillips
Screw Driver

