Excellent Integrated System Limited

Stocking Distributor

Click to view price, real time Inventory, Delivery & Lifecycle Information:

On-Shore Technology, Inc.
OSTVJ026155

For any questions, you can email us directly:
sales@integrated-circuit.com

SIGN	DATE	DESCRIPTION	APPROVER
—			

THIS IS CAD DRAWING, DO NOT REVISE MANUALLY!!!

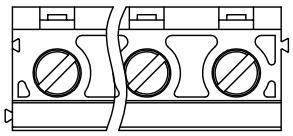

DIMENSION

Dim L	N×7.62
Dim A	(N-1)×7.62

N=Number of poles

Poles	Tolerance
4p-8p	±0.15
9p-12p	±0.25
13p-16p	±0.35

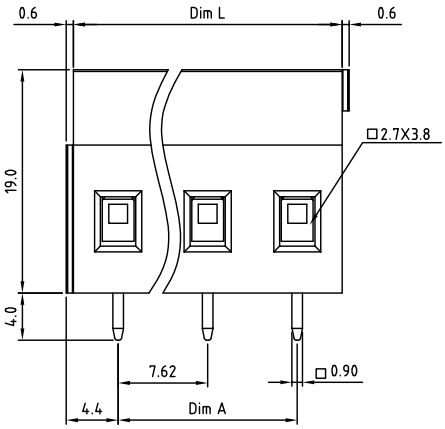

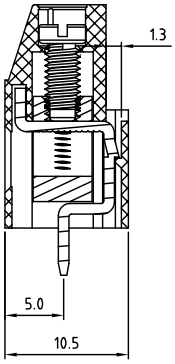

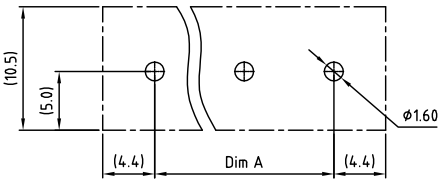

RECOMMENDED PCB LAYOUT

Material:

- Terminal housing:Thermoplastic (UL 94V-0)
- Clamp: Brass,Ni plated
- Wire guard solder pin:Brass,Tin plated
- Terminal screw: Steel Zinc plating"-"slot type

Electrical

- Voltage rating: 300VAC
- Current rating: 20A
- Solid wire(AWG): 12-30
- Stranded wire(AWG): 12-30
- Torque(Lb-In): 3.5
- Screw: M3
- Wire strip length: 6-7mm
- Withstanding Voltage: 1.6KV
- Operating temperature: -40°C to +115°C
- Soldering temperature: 250°C±10°C/5 Sec

RoHS Compliant

PART NUMBER:

OSTVJXX6155

No. of Poles
02 2 Poles
03 3 Poles
... ...
16 16 Poles

COLOR
0: Black
5: Green (Standard)
6: Blue
8: Grey

THESE DRAWINGS AND SPECIFICATIONS ARE THE PROPERTY OF ON-SHORE TECHNOLOGY, INC. AND SHALL NOT BE REPRODUCED, COPIED OR USED IN ANY MANNER WITHOUT THE PRIOR WRITTEN CONSENT OF ON-SHORE TECHNOLOGY, INC.

ON-SHORE TECHNOLOGY, INC.

TITLE	OSTVJ - 7.62mm Series (4P-16P) 180° wire inlet (without cover) Soild block				
PART NO.	OSTVJXX6155			DWG NO.	OSTVJXX6155.DWG
APPROVED	CHECKED	DESIGNED	DRAWN	CUST NO.	
		Kind 2008.12.15	Kind 2008.12.15	UNIT: mm	
				SCALE: NONE	
				SHEET: 01/01	REV.: B

Tolerance	
X.	±0.50
X.X	±0.30
X.XX	±0.10
X°	±1°