

Excellent Integrated System Limited

Stocking Distributor

Click to view price, real time Inventory, Delivery & Lifecycle Information:

[Schurter](#)
[6167.0008](#)

For any questions, you can email us directly:
sales@integrated-circuit.com

IEC Appliance Inlet C16, Snap-in Mounting, Front Side, Quick-connect Terminal



Snap-In Version



Description

- Panel Mount:
- Snap-in version, Front Side
- 1 Function:

- Appliance Inlet, Pin temperature 120 °C, Protection class I
- Quick connect terminals

Approvals

- VDE Certificate Number: 40009508
- UL File Number: E96454
- CSA File Number: 27324

References

We recommend for new applications the type 6110-4
Last order date: 31.12.2013

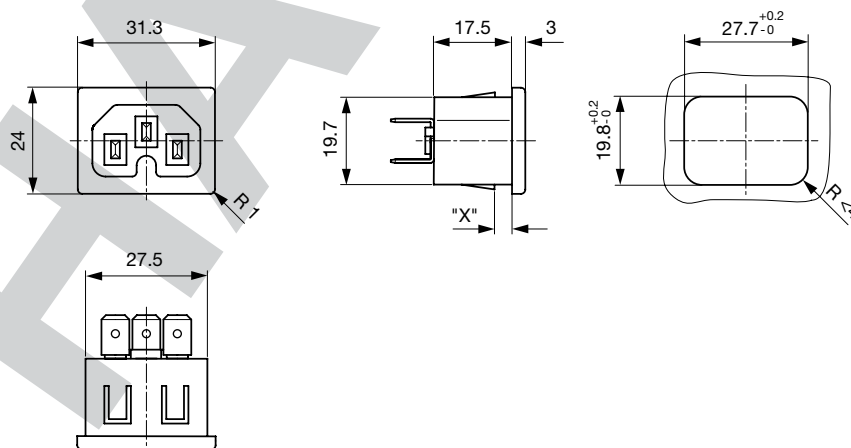
Weblinks

pdf-datasheet, html-datasheet, General Product Information, Approvals, CE declaration of conformity, RoHS, CHINA-RoHS, REACH, Mating Connectors, e-Shop, SCHURTER-Stock-Check, Distributor-Stock-Check, CAD-Drawings, Accessories, Detailed request for product

Technical Data

Ratings IEC	10A / 250VAC; 50Hz	Appliance Inlet	C16 acc. to IEC 60320
Ratings UL/CSA	15A / 250VAC; 60 Hz		UL 498, CSA C22.2 no. 42 (For hot conditions) pin-temperature 120 °C, 10A, Protection Class I
Dielectric Strength	> 3kVAC between L-N > 1.5kVAC between L/N-PE (1 min/50Hz)		
Allowable Operation Temp.	-25 °C to 120 °C		
Degree of Protection	from front side IP 20 acc. to IEC 60529		
Protection Class	Suitable for appliances with protection class I acc. to IEC 61140		
Panel Thickness s	Snap-in version 1/1.5/2/2.5/3/4 mm		
Material: Housing	PA6, black		

Dimensions



Length of the terminal please find at the order code configuration table

Dimension "S" please ref. to table order code

Config. Code

0165 - H - A B C 0 - D - E G O

The characters are placeholders for the correspondingly keys of selections from the key tables.



0165 - H - A B C 0 - D - E G O = Type

Type	Configuration key
protection class 1	X

0165 - H - A B C 0 - D - E G O = Color

Color	Configuration key
Black	A

0165 - H - A B C 0 - D - E G O = Terminals

Terminal L	Configuration key
Blade terminal (4.8 x 0.8 mm) 	8
Blade terminal (6.3 x 0.8 mm) 	9

0165 - H - A B C 0 - D - E G O = Style

Style	Configuration key
snap-in (s=panel thickness)	4

0165 - H - A B C 0 - D - E G O = Terminals

Terminal N	Configuration key
Blade terminal (4.8 x 0.8 mm)	8
Blade terminal (6.3 x 0.8 mm)	9

Symbols similar as in table A

0165 - H - A B C 0 - D - E G O = Mass S

Mass "s"	Configuration key
10	
15	
20	
25	
30	
40	

The dimension "S" is displayed in (1/10 mm). This information is also valid for the order code

0165 - H - A B C 0 - D - E G O = Terminals

Terminal Ground	Configuration key
Blade terminal (4.8 x 0.8 mm)	8
Blade terminal (6.3 x 0.8 mm)	9

Symbols similar as in table A

0165 - H - A B C 0 - D - E G O = Features

Features	Configuration key
without V-Lock	
V-Lock	V

All Variants

Config. Code	Description	Order Number
0165-X-8880-A-420	0165, IEC Appliance Inlet C16, 120°C, version: protection class 1, L: Blade terminal (4.8 x 0.8 mm), N: Blade terminal (4.8 x 0.8 mm), ground: Blade terminal (4.8 x 0.8 mm), color: Black, design: snap-in (s=panel thickness), dimension S: 20, features:	6167.0008
0165-X-8880-A-430	0165, IEC Appliance Inlet C16, 120°C, version: protection class 1, L: Blade terminal (4.8 x 0.8 mm), N: Blade terminal (4.8 x 0.8 mm), ground: Blade terminal (4.8 x 0.8 mm), color: Black, design: snap-in (s=panel thickness), dimension S: 30, features:	6167.0010
0165-X-9990-A-410	0165, IEC Appliance Inlet C16, 120°C, version: protection class 1, L: Blade terminal (6.3 x 0.8 mm), N: Blade terminal (6.3 x 0.8 mm), ground: Blade terminal (6.3 x 0.8 mm), color: Black, design: snap-in (s=panel thickness), dimension S: 10, features:	6167.0011
0165-X-9990-A-415	0165, IEC Appliance Inlet C16, 120°C, version: protection class 1, L: Blade terminal (6.3 x 0.8 mm), N: Blade terminal (6.3 x 0.8 mm), ground: Blade terminal (6.3 x 0.8 mm), color: Black, design: snap-in (s=panel thickness), dimension S: 15, features:	6167.0012
0165-X-9990-A-430	0165, IEC Appliance Inlet C16, 120°C, version: protection class 1, L: Blade terminal (6.3 x 0.8 mm), N: Blade terminal (6.3 x 0.8 mm), ground: Blade terminal (6.3 x 0.8 mm), color: Black, design: snap-in (s=panel thickness), dimension S: 30, features:	6167.0014

The listed variants should be available from stock Other versions on request www.schurter.com/contact

Availability for all products can be searched real-time: <http://www.schurter.com/en/Stock-Check/Stock-Check-SCHURTER>

Mating Outlets/Connectors

Category / Description

[Connector Overview complete](#)



IEC Connector C15A, Rewireable, Straight	0102
IEC Connector C15A, Rewireable, Straight	0102-G
IEC Connector C15A, Rewireable, Angled	0112
IEC Connector C15A, Rewireable, Straight	4771
IEC Connector C15A, Rewireable, Angled	4772
Connector further types to 0165	...

PHASE-OUT