

Excellent Integrated System Limited

Stocking Distributor

Click to view price, real time Inventory, Delivery & Lifecycle Information:

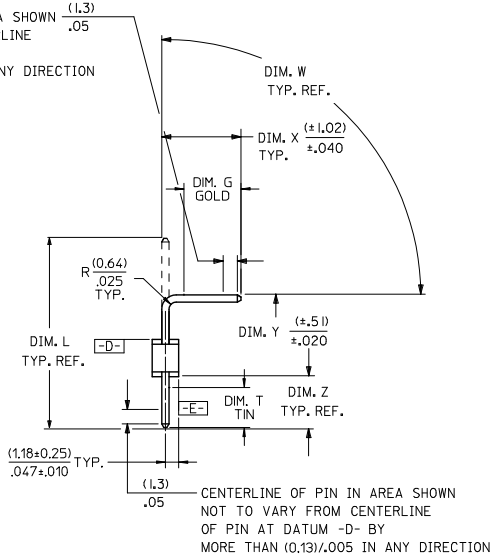
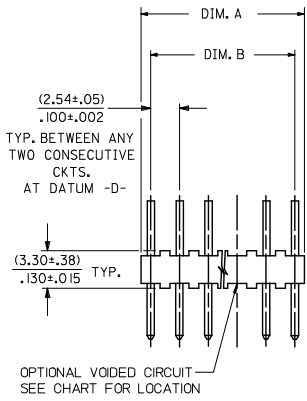
[Molex Connector Corporation](#)

[22-05-2031](#)

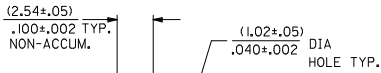
For any questions, you can email us directly:

sales@integrated-circuit.com

CENTERLINE OF PIN IN AREA SHOWN
NOT TO VARY FROM CENTERLINE
OF PIN AT DATUM -E- BY
MORE THAN (0.20)/.008 IN ANY DIRECTION



CKTS. NO. OF	DIM. B	DIM. A
2	.100 ± .002 (2.54 ± .05)	.190 ± .008 (4.83 ± .20)
3	.200 ± .005 (5.08 ± .13)	.290 ± .008 (7.37 ± .20)
4	.300 ± .005 (7.62 ± .13)	.390 ± .008 (9.91 ± .20)
5	.400 ± .005 (10.16 ± .13)	.490 ± .008 (12.45 ± .20)
6	.500 ± .006 (12.70 ± .15)	.590 ± .009 (14.99 ± .23)
7	.600 ± .006 (15.24 ± .15)	.690 ± .009 (17.53 ± .23)
8	.700 ± .006 (17.78 ± .15)	.790 ± .009 (20.07 ± .23)
9	.800 ± .007 (20.32 ± .18)	.890 ± .010 (22.61 ± .25)
10	.900 ± .007 (22.86 ± .18)	.990 ± .010 (25.15 ± .25)
11	1.000 ± .007 (25.40 ± .18)	1.090 ± .010 (27.69 ± .25)
12	1.100 ± .008 (27.94 ± .20)	1.190 ± .011 (30.23 ± .28)
13	1.200 ± .008 (30.48 ± .20)	1.290 ± .011 (32.77 ± .28)
14	1.300 ± .008 (33.02 ± .20)	1.390 ± .011 (35.31 ± .28)
15	1.400 ± .008 (35.56 ± .20)	1.490 ± .011 (37.85 ± .28)
16	1.500 ± .008 (38.10 ± .20)	1.590 ± .011 (40.39 ± .28)



PCB LAYOUT: COMPONENT SIDE
TYPICAL PCB THICKNESS: (1.57)/.062

A-4094-N * * * *
NO. OF CKTS. * * * *
VOID CODE * * * *
BLANK = NO VOIDS
NO. = CIRCUIT NO. VOIDED
MULTIPLE VOIDS START WITH 51

VERSION
LETTER CHANGES WHEN PIN
NO. OR PRESS DIM. CHANGES.

PLATING CODE
SEE NOTE 2

SECONDARY OPERATIONS	
CODE	PACKAGE
BLANK	BULK PER
	PK-4094-001

- NOTES:
- MATERIAL: NYLON, UL 94V-0, COLOR: WHITE
 - FINISH:
 - (241) SELECT GOLD: 0.00051/0.00020 MIN.
 - SELECT TIN: 0.00254/0.00100 MIN.
 - OVERALL NICKEL UNDERPLATE: 0.00127/0.00050 MIN.
 - (197) OVERALL REFLOWED MATTE TIN: 0.00152/0.00060 MIN.
 - OVER 0.00127/0.00050 MIN. NICKEL OVERALL.
 - PARTS CONFORM TO PRODUCT SPECIFICATION PS-10-07.
 - PACKAGING INFORMATION: SEE LEGEND.
 - PINS MUST CONFORM TO SOLDERABILITY SPECIFICATION SMES-152.
 - PIN PUSHOUT FORCE: 2 LBS. MIN.
 - PARTS ARE STACKABLE END TO END AND SIDE TO SIDE ON (2.54)/.100 CENTERS.
 - PARTS CONFORM TO CLASS B REQUIREMENTS OF COSMETIC SPECIFICATION PS-45499-002.

CORRECT BEND RAD. REC NO: UCP2016-0035 DRAWN/KIPPER 2015/09/08 CHKD/BELL 2015/09/08 APPROV/SMITH 2015/09/10	QUALITY SYMBOLS ▽=0 ▽=0 ▽=0	GENERAL TOLERANCES (UNLESS SPECIFIED)	DIMENSION STYLE	SCALE	DESIGN UNITS	THIRD ANGLE PROJECTION
		mm INCH	MM/IN	---	INCH	☉
		4 PLACES ± --- ± ---	DRAWN BY DATE	TITLE WAFER ASSY FLAT MINI KK (4030 WITH BENT PINS) 4094 SERIES DRAWING		
		3 PLACES ± --- ± .005	CHECKED BY DATE			
2 PLACES ± 0.13 ± .01	APPROVED BY DATE	molex				
1 PLACE ± 0.25 ± ---	SMITH 2014/08/05					
0 PLACE ± --- ± ---	MATERIAL NO.	DOCUMENT NO.	SDA-4094			
ANGULAR ±1/2°	SEE CHART					
DRAFT WHERE APPLICABLE MUST REMAIN WITHIN DIMENSIONS		THIS DRAWING CONTAINS INFORMATION THAT IS PROPRIETARY TO MOLEX INCORPORATED AND SHOULD NOT BE USED WITHOUT WRITTEN PERMISSION				

ENG. NO.	PIN NO.	DIM. L	DIM. X	DIM. Z	DIM. Y	DIM. W	DIM. G	DIM. T
A-4094-NA197	42663-0562	(17.53) .690	(9.37) .369	(3.15) .124	(6.30) .248	90°	N/A	OVERALL
A-4094-NA241	42663-0563	(17.53) .690	(9.37) .369	(3.15) .124	(6.30) .248	90°	(5.08) .200	(3.43) .135
A-4094-NAJ197	42663-0862	(21.34) .840	(10.13) .399	(4.09) .161	(8.41) .331	90°	N/A	OVERALL
A-4094-NAP197	42663-0562	(17.53) .690	(8.48) .334	(3.78) .149	(6.55) .258	90°	N/A	OVERALL
A-4094-NBT197	42663-0182	(12.70) .500	(6.38) .251	(2.79) .110	(4.78) .188	90°	N/A	OVERALL
A-4094-NDS197	42663-1182	(25.40) 1.000	(17.00) .669	(3.38) .133	(6.30) .248	90°	N/A	OVERALL

SEE SHEET 1 REC NO: UCP2016-1055 DRAWN BY: 2015/09/08 CHKD: BELL APPROV: SMITH 2015/09/10	QUALITY SYMBOLS ▽=0 ▽=0 ▽=0	GENERAL TOLERANCES (UNLESS SPECIFIED)		DIMENSION STYLE		SCALE	DESIGN UNITS	THIRD ANGLE PROJECTION	
				MM/IN		---	INCH	☉	
		4 PLACES ± --- ± ---		DRAWN BY: KSS		DATE: 1984/09/10		TITLE WAFER ASSY FLAT MINI KK (4030 WITH BENT PINS) 4094 SERIES DRAWING 	
		3 PLACES ± --- ± .005		CHECKED BY: NP		DATE: 1984/09/10			
2 PLACES ± 0.13 ± .01		APPROVED BY: F SMITH		DATE: 2014/08/05					
1 PLACE ± 0.25 ± ---		MATERIAL NO.		DOCUMENT NO.					
0 PLACE ± --- ± ---		ANGULAR ± 1/2°		SEE CHART		SDA-4094			
DRAFT WHERE APPLICABLE MUST REMAIN WITHIN DIMENSIONS		SIZE C		THIS DRAWING CONTAINS INFORMATION THAT IS PROPRIETARY TO MOLEX INCORPORATED AND SHOULD NOT BE USED WITHOUT WRITTEN PERMISSION				SHEET NO. 2 OF 3	

A-4094-NA197		A-4094-NA241			A-4094-NAJ197		A-4094-NAP197		A-4094-NBT197	
PART NO.	ENG. NO.	PART NO.	ENG. NO.	VOID CIRCUIT	PART NO.	ENG. NO.	PART NO.	ENG. NO.	PART NO.	ENG. NO.
22-05-2021	A-4094-2A197	22-12-2021	A-4094-2A 241			A-4094-2AJ197	22-05-3022	A-4094-2AP197	22-05-3020	A-4094-2BT197
22-05-2031	A-4094-3A197	22-12-2031	A-4094-3A 241		22-05-3038	A-4094-3AJ197	22-05-3032	A-4094-3AP197	22-05-3030	A-4094-3BT197
22-05-2041	A-4094-4A197	22-12-2041	A-4094-4A 241		22-05-3048	A-4094-4AJ197	22-05-3042	A-4094-4AP197	22-05-3040	A-4094-4BT197
22-05-2051	A-4094-5A197	22-12-2051	A-4094-5A 241		22-05-3058	A-4094-5AJ197	22-05-3052	A-4094-5AP197	22-05-3050	A-4094-5BT197
22-05-2061	A-4094-6A197	22-12-2061	A-4094-6A 241		22-05-3068	A-4094-6AJ197	22-05-3062	A-4094-6AP197	22-05-3060	A-4094-6BT197
22-05-2071	A-4094-7A197	22-12-2071	A-4094-7A 241		22-05-3078	A-4094-7AJ197	22-05-3072	A-4094-7AP197	22-05-3070	A-4094-7BT197
22-05-2081	A-4094-8A197	22-12-2081	A-4094-8A 241		22-05-3088	A-4094-8AJ197	22-05-3082	A-4094-8AP197	22-05-3080	A-4094-8BT197
22-05-2091	A-4094-9A197	22-12-2091	A-4094-9A 241		22-05-3098	A-4094-9AJ197	22-05-3092	A-4094-9AP197	22-05-3090	A-4094-9BT197
22-05-2101	A-4094-10A197	22-12-2101	A-4094-10A 241		22-05-3108	A-4094-10AJ197	22-05-3102	A-4094-10AP197	22-05-3100	A-4094-10BT197
22-05-2111	A-4094-11A197	22-12-2111	A-4094-11A 241		22-05-3118	A-4094-11AJ197	22-05-3112	A-4094-11AP197	22-05-3110	A-4094-11BT197
22-05-2121	A-4094-12A197	22-12-2121	A-4094-12A 241		22-05-3128	A-4094-12AJ197	22-05-3122	A-4094-12AP197	22-05-3120	A-4094-12BT197
22-05-2131	A-4094-13A197	22-12-2131	A-4094-13A 241		22-05-3138	A-4094-13AJ197	22-05-3132	A-4094-13AP197	22-05-3130	A-4094-13BT197
22-05-2141	A-4094-14A197	22-12-2141	A-4094-14A 241		22-05-3148	A-4094-14AJ197	22-05-3142	A-4094-14AP197	22-05-3140	A-4094-14BT197
22-05-2151	A-4094-15A197	22-12-2151	A-4094-15A 241		22-05-3158	A-4094-15AJ197	22-05-3152	A-4094-15AP197	22-05-3150	A-4094-15BT197
22-05-2161	A-4094-16A197	22-12-2161	A-4094-16A 241		22-05-3168	A-4094-16AJ197	22-05-3162	A-4094-16AP197	22-05-3160	A-4094-16BT197
		22-19-2054	A-4094-5A241-2	2						

A-4094-NDS197	
PART NO.	ENG. NO.
22-06-3021	A-4094-02DS197
22-06-3031	A-4094-03DS197
22-06-3041	A-4094-04DS197
22-06-3051	A-4094-05DS197
22-06-3061	A-4094-06DS197
22-06-3071	A-4094-07DS197
22-06-3081	A-4094-08DS197
22-06-3091	A-4094-09DS197
22-06-3101	A-4094-10DS197
22-06-3111	A-4094-11DS197
22-06-3121	A-4094-12DS197
22-06-3131	A-4094-13DS197
22-06-3141	A-4094-14DS197
22-06-3151	A-4094-15DS197
22-06-3161	A-4094-16DS197

SEE SHEET 1 DEC NO: UCP2016-1055 DRAWN BY: KSS CHKD: BELL APPR: SMITH	2015/09/08 2015/09/08 2015/09/10	DESCRIPTION REV	QUALITY SYMBOLS	GENERAL TOLERANCES (UNLESS SPECIFIED)	DIMENSION STYLE	SCALE	DESIGN UNITS	THIRD ANGLE PROJECTION
				mm INCH	MM/IN	---	INCH	
			4 PLACES ± --- ± ---	DRAWN BY DATE	TITLE WAFER ASSY FLAT MINI KK (4030 WITH BENT PINS) 4094 SERIES DRAWING molex SDA-4094			
			3 PLACES ± --- ± .005	CHECKED BY DATE				
2 PLACES ± 0.13 ± .01	APPROVED BY DATE							
1 PLACE ± 0.25 ± ---	DATE	MATERIAL NO.	DOCUMENT NO.	SHEET NO.				
0 PLACE ± --- ± ---		SEE CHART		3 OF 3				
ANGULAR ±1/2°		DRAFT WHERE APPLICABLE MUST REMAIN WITHIN DIMENSIONS		THIS DRAWING CONTAINS INFORMATION THAT IS PROPRIETARY TO MOLEX INCORPORATED AND SHOULD NOT BE USED WITHOUT WRITTEN PERMISSION				