

Excellent Integrated System Limited

Stocking Distributor

Click to view price, real time Inventory, Delivery & Lifecycle Information:

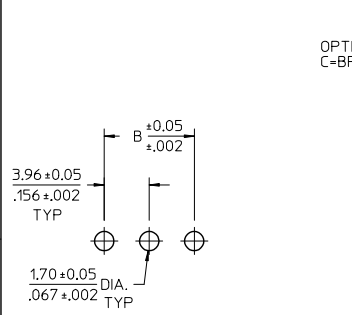
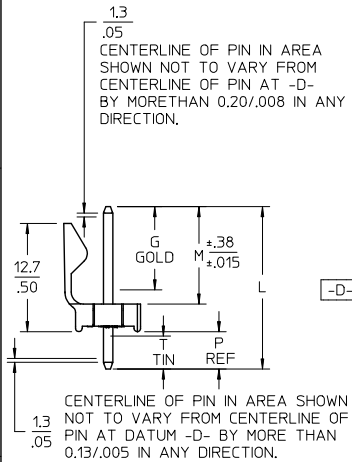
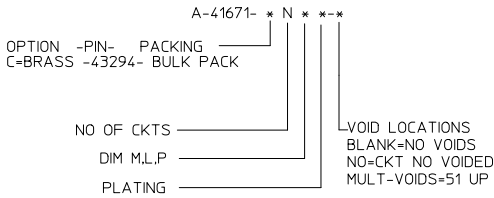
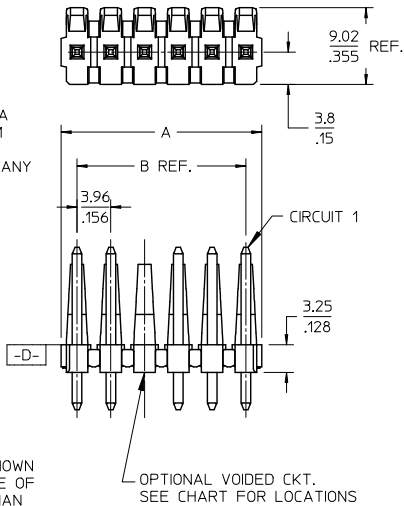
[Molex Connector Corporation](#)
[0026481085](#)

For any questions, you can email us directly:

sales@integrated-circuit.com

CKT	B	A
2	3.96 .156	6.78/7.87 .267/1.310
3	7.92 .312	10.74/11.84 .423/1.466
4	11.89 .468	14.71/15.80 .579/1.622
5	15.85 .624	18.67/19.76 .735/1.778
6	19.81 .780	22.63/23.72 .891/1.934
7	23.77 .936	26.59/27.69 1.047/1.090
8	27.74 1.092	30.56/31.65 1.203/1.246
9	31.70 1.248	34.52/35.61 1.359/1.402
10	35.66 1.404	38.48/39.57 1.515/1.558
11	39.62 1.560	42.44/43.54 1.671/1.714
12	43.59 1.716	46.41/47.50 1.827/1.870
13	47.55 1.872	50.37/51.46 1.983/2.026
14	51.51 2.028	54.33/55.42 2.139/2.182
15	55.47 2.184	58.29/59.39 2.295/2.338
16	59.44 2.340	62.26/63.35 2.451/2.494
17	63.40 2.496	66.22/67.31 2.607/2.650
18	67.36 2.652	70.18/71.27 2.763/2.806
19	71.32 2.808	74.14/75.23 2.919/2.962
20	75.29 2.964	78.11/79.20 3.075/3.118
21	79.25 3.120	82.07/83.16 3.231/3.274
22	83.21 3.276	86.03/87.12 3.387/3.430
23	87.17 3.432	89.94/91.08 3.541/3.586
24	91.14 3.588	93.85/95.00 3.695/3.740

- NOTES:
- MATERIAL: POLYESTER, 94V-0, MOLDED BLACK
 - FINISH: PER ES-88
 - (197) OVERALL REFLOWED MATTE TIN: 0.00152/.000060 MIN. OVER 0.00127/.000050 MIN. NICKEL OVERALL
 - (222) OVERALL MATTE TIN: 0.00254/.000100 MIN. OVERALL NICKEL: 0.00127/.000050 MIN.
 - (208) SELECT GOLD: 0.00038/.000015 MIN. SELECT TIN: 0.00254/.000100 MIN. OVERALL NICKEL UNDERPLATE: 0.00127/.000050 MIN.
 - (228) SELECT GOLD: 0.00076/.000030 MIN. SELECT TIN: 0.00254/.000100 MIN. OVERALL NICKEL UNDERPLATE: 0.00127/.000050 MIN.
 - (241) SELECT GOLD: 0.00051/.000020 MIN. SELECT TIN: 0.00254/.000100 MIN. OVERALL NICKEL UNDERPLATE: 0.00127/.000050 MIN.
 - PRODUCT SPECIFICATION: PS-08-50.
 - PACKAGING INFO: SEE TABLE.
 - SOLDERABILITY: PER SMES-152.
 - PIN PUSH-OUT FORCE: PRIOR TO SOLDERING, 3 LB MIN. FORCE IN EITHER DIRECTION SHALL BE REQUIRED TO PUSH THE PIN OUT OF THE HEADER.
 - PARTS ARE STACKABLE END TO END ON 3.96/.156 CENTERS. (SPACING TABS MUST BE REMOVED ON CIRCUIT SIZES 1-23 BEFORE PARTS ARE STACKABLE.
 - THIS PART CONFORMS TO CLASS B REQUIREMENTS OF COSMETIC SPECIFICATION PS-45499-002.



PCB LAYOUT: COMPONENT SIDE
RECOMMENDED PCB THICKNESS:
1.57 ± .18 / .062 ± .007

QUALITY SYMBOLS	GENERAL TOLERANCES (UNLESS SPECIFIED)		DIMENSION STYLE	SCALE	DESIGN UNITS	THIRD ANGLE PROJECTION
	mm	INCH	MM/IN	1.5:1	INCH	
▽=0	4 PLACES ± ---	± ---	DRAWN BY JSCHAFFER	DATE 2004/04/05	TITLE KK 156 HEADER ASSEMBLY FRICTION LOCK STRAIGHT BREAKAWAY molex DOCUMENT NO. SD-41671-001 SHEET NO. 1 OF *	
▽=0	3 PLACES ± ---	± .010	CHECKED BY KSAMIEC	DATE 2004/04/05		
▽=0	2 PLACES ± 0.25	± .015	APPROVED BY MARGULIS	DATE 2004/04/05		
▽=0	1 PLACE ± 0.38	± ---	MATERIAL NO.			
	0 PLACE ±	±	SEE CHART			
	ANGULAR ±1/2°		THIS DRAWING CONTAINS INFORMATION THAT IS PROPRIETARY TO MOLEX INCORPORATED AND SHOULD NOT BE USED WITHOUT WRITTEN PERMISSION			

tb_frame_A_P_AM_T
Rev. G 2012/01/11

5 4 3 2 1