



**Distributor of Molex Connector Corporation: Excellent Integrated System Limited**  
Datasheet of 87368-4620 - Connector Receptacle 46 Position 0.079" (2.00mm) Gold Surface  
Mount, Right Angle

Contact us: [sales@integrated-circuit.com](mailto:sales@integrated-circuit.com) Website: [www.integrated-circuit.com](http://www.integrated-circuit.com)

---

## **Excellent Integrated System Limited**

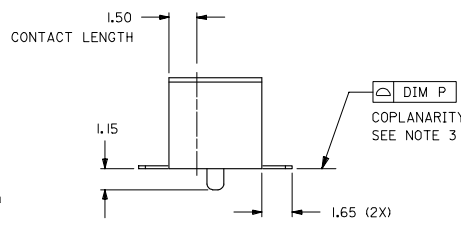
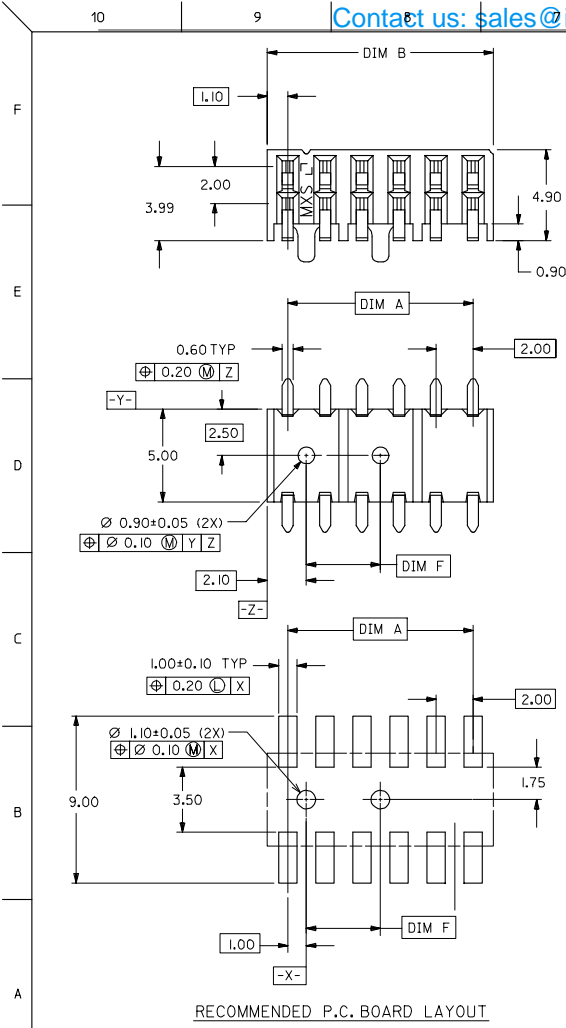
Stocking Distributor

Click to view price, real time Inventory, Delivery & Lifecycle Information:

[Molex Connector Corporation](#)  
[87368-4620](#)

For any questions, you can email us directly:  
[sales@integrated-circuit.com](mailto:sales@integrated-circuit.com)

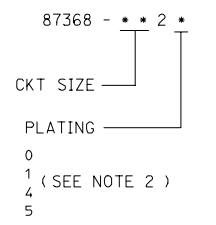
Contact us: [sales@integrated-circuit.com](mailto:sales@integrated-circuit.com) Website: [www.integrated-circuit.com](http://www.integrated-circuit.com)



- NOTE:
- I2 CIRCUIT SIZE SHOWN FOR ILLUSTRATION ONLY. SEE CHART FOR AVAILABLE PART SIZES.
  - PLATING FINISH:
    - 0 - 0.38um/15uin MIN. GOLD IN CONTACT AREA  
2.54um/100uin MIN. TIN/LEAD IN SOLDER TAIL AREA  
BOTH OVER 1.27um/50uin MIN. NICKEL OVERALL
    - 1 - 0.76um/30uin MIN. GOLD IN CONTACT AREA  
2.54um/100uin MIN. TIN/LEAD IN SOLDER TAIL AREA  
BOTH OVER 1.27um/50uin MIN. NICKEL OVERALL
    - 4 - 0.38um/15uin MIN. GOLD IN CONTACT AREA  
2.54um/100uin MIN. TIN IN SOLDER TAIL AREA  
BOTH OVER 1.27um/50uin MIN. NICKEL OVERALL
    - 5 - 0.76um/30uin MIN. GOLD IN CONTACT AREA  
2.54um/100uin MIN. TIN IN SOLDER TAIL AREA  
BOTH OVER 1.27um/50uin MIN. NICKEL OVERALL
  - COPLANARITY OF SOLDER TAIL IS TO BE MEASURED BY RESTING THE PART ON A FLAT GAUGE SURFACE.
  - RECOMMENDED PC BOARD THICKNESS IS 1.60 ± 0.10mm.
  - PRODUCT SPECIFICATION PS-87264 APPLIES.
  - PART MATEABLE TO ALL MILLI-GRID HEADERS WITH MATING PIN LENGTH BETWEEN 2.50mm AND 4.20mm

PART NUMBER	CKT. SIZE	DIM A	DIM B	DIM F	DIM P
87368-082*	8	6.00	8.20	4.00	0.10
87368-102*	10	8.00	10.20	4.00	0.10
87368-122*	12	10.00	12.20	4.00	0.13
87368-142*	14	12.00	14.20	6.00	0.13
87368-162*	16	14.00	16.20	8.00	0.13
87368-182*	18	16.00	18.20	10.00	0.13
87368-202*	20	18.00	20.20	12.00	0.13
87368-222*	22	20.00	22.20	14.00	0.13
87368-242*	24	22.00	24.20	16.00	0.15
87368-262*	26	24.00	26.20	18.00	0.15
87368-282*	28	26.00	28.20	20.00	0.15
87368-302*	30	28.00	30.20	22.00	0.15
87368-322*	32	30.00	32.20	24.00	0.15
87368-342*	34	32.00	34.20	26.00	0.15
87368-362*	36	34.00	36.20	28.00	0.15
87368-382*	38	36.00	38.20	30.00	0.15
87368-402*	40	38.00	40.20	32.00	0.15
87368-422*	42	40.00	42.20	34.00	0.15
87368-442*	44	42.00	44.20	36.00	0.15
87368-462*	46	44.00	46.20	38.00	0.15
87368-482*	48	46.00	48.20	40.00	0.15
87368-502*	50	48.00	50.20	42.00	0.15

PART NO. LEGEND



ADD ASSY P/N FOR L/F EC NO: S27005-0011 D REV	QUALITY SYMBOLS ▽=0 ▽=0	GENERAL TOLERANCES (UNLESS SPECIFIED)		DIMENSION STYLE MM ONLY		SCALE NTS	DESIGN UNITS METRIC	THIRD ANGLE PROJECTION
		4 PLACES ± --- ± ---	3 PLACES ± --- ± ---	2 PLACES ± 0.20 ± ---	1 PLACE ± --- ± ---	ANGULAR ± 3°	DRAWN BY JACK	DATE 1992/06/12
APPROVED BY ROY	DATE 1992/09/25	DRAFT WHERE APPLICABLE MUST REMAIN WITHIN DIMENSIONS		MATERIAL NO. SEE TABLE		DOCUMENT NO. SD-87368-***20		SHEET NO. 1 OF 1