

Excellent Integrated System Limited

Stocking Distributor

Click to view price, real time Inventory, Delivery & Lifecycle Information:

[Everlight Electronics Co Ltd](#)
[15-21/W1D-APQHY/2T](#)

For any questions, you can email us directly:

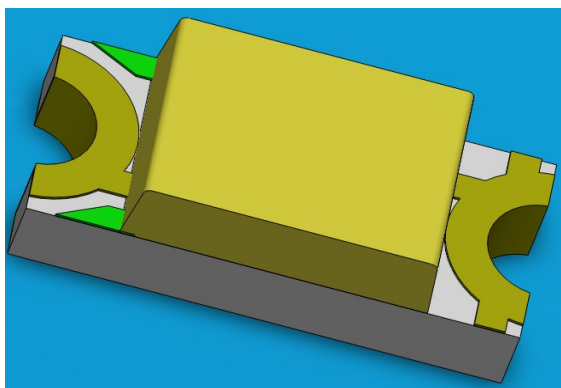
sales@integrated-circuit.com

DATASHEET

EVERLIGHT
EVERLIGHT
EVERLIGHT

SMD ■ B

15-21/W1D-APQHY/2T



Features

- Package in 8mm tape on 7" diameter reel.
- Compatible with automatic placement equipment.
- Compatible with infrared and vapor phase reflow solder process.
- Mono-color type.
- Pb-free.
- The product itself will remain within RoHS compliant version.

Description

- The 15-21 SMD LED is much smaller than lead frame type components, thus enable smaller board size, higher packing density, reduced storage space and finally smaller equipment to be obtained.
- Besides, lightweight makes them ideal for miniature applications. etc.

Applications

DATASHEET
SMD ■ B
15-21/W1D-APQHY/2T

EVERLIGHT

- Telecommunication: indicator and backlighting in telephone and fax.
- Flat backlight for LCD, switch and symbol.
- General use.

EVERLIGHT

DATASHEET
 SMD ■ B
 15-21/W1D-APQHY/2T

EVERLIGHT

Device Selection Guide

Chip Materials	Emitted Color	Resin Color
InGaN	White	Yellow Diffused

Absolute Maximum Ratings (Ta=25 °C)

Parameter	Symbol	Rating	Unit
Reverse Voltage	V_R	5	V
Forward Current	I_F	10	mA
Peak Forward Current (Duty 1/10 @1KHz)	I_{FP}	100	mA
Power Dissipation	P_d	40	mW
Electrostatic Discharge	ESD_{HBM}	150	V
Operating Temperature	T_{opr}	-40 ~ +85	
Storage Temperature	T_{stg}	-40 ~ +90	
Soldering Temperature	T_{sol}	Reflow Soldering : 260 °C for 10 sec. Hand Soldering : 350 °C for 3 sec.	

DATASHEET
 SMD ■ B
 15-21/W1D-APQHY/2T

EVERLIGHT

Electro-Optical Characteristics (Ta=25 °C)

Parameter	Symbol	Min.	Typ.	Max.	Unit	Condition
Luminous Intensity	I _v	45.0	72.0	112.0	mcd	I _F =5mA
Viewing Angle	2θ _{1/2}	-----	140	-----	deg	I _F =5mA
Forward Voltage	V _F	2.7	2.90	3.15	V	I _F =5mA
Reverse Current	I _R	-----	-----	50	μA	V _R =5V

Note:

1. Tolerance of Luminous Intensity: ±11
2. Tolerance of Forward Voltage: ±0.1V

EVERLIGHT

DATASHEET
 SMD ■ B
 15-21/W1D-APQHY/2T

EVERLIGHT

Bin Range of Luminous Intensity

Bin Code	Min.	Max.	Unit	Condition
P	45.0	72.0	mcd	$I_F = 5\text{mA}$
Q	72.0	112.0		

Bin Range Of Forward Voltage

Bin Code	Min.	Max.	Unit	Condition
15	2.70	2.85	V	$I_F = 5\text{mA}$
16	2.85	3.00		
17	3.00	3.15		

Note:

1. Tolerance of Luminous Intensity: ± 11
2. Tolerance of Forward Voltage: $\pm 0.1\text{V}$

EVERLIGHT

DATASHEET
SMD ■ B
15-21/W1D-APQHY/2T

EVERLIGHT

Chromaticity Coordinates Specifications for Bin Grading

Bin Code	CIE_x	CIE_y	Condition
1	0.274	0.226	I _F =5mA
	0.274	0.258	
	0.294	0.286	
	0.294	0.254	
2	0.274	0.258	
	0.274	0.291	
	0.294	0.319	
	0.294	0.286	
3	0.294	0.254	
	0.294	0.286	
	0.314	0.315	
	0.314	0.282	
4	0.294	0.286	
	0.294	0.319	
	0.314	0.347	
	0.314	0.315	
5	0.314	0.282	
	0.314	0.315	
	0.334	0.343	
	0.334	0.311	
6	0.314	0.315	
	0.314	0.347	
	0.314	0.376	
	0.314	0.343	

Notes:

- 1.The C.I.E. 1931 chromaticity diagram (Tolerance ± 0.01).
- 2.The products are sensitive to static electricity and care must be fully taken when handling products.

DATASHEET
SMD ■ B
15-21/W1D-APQHY/2T

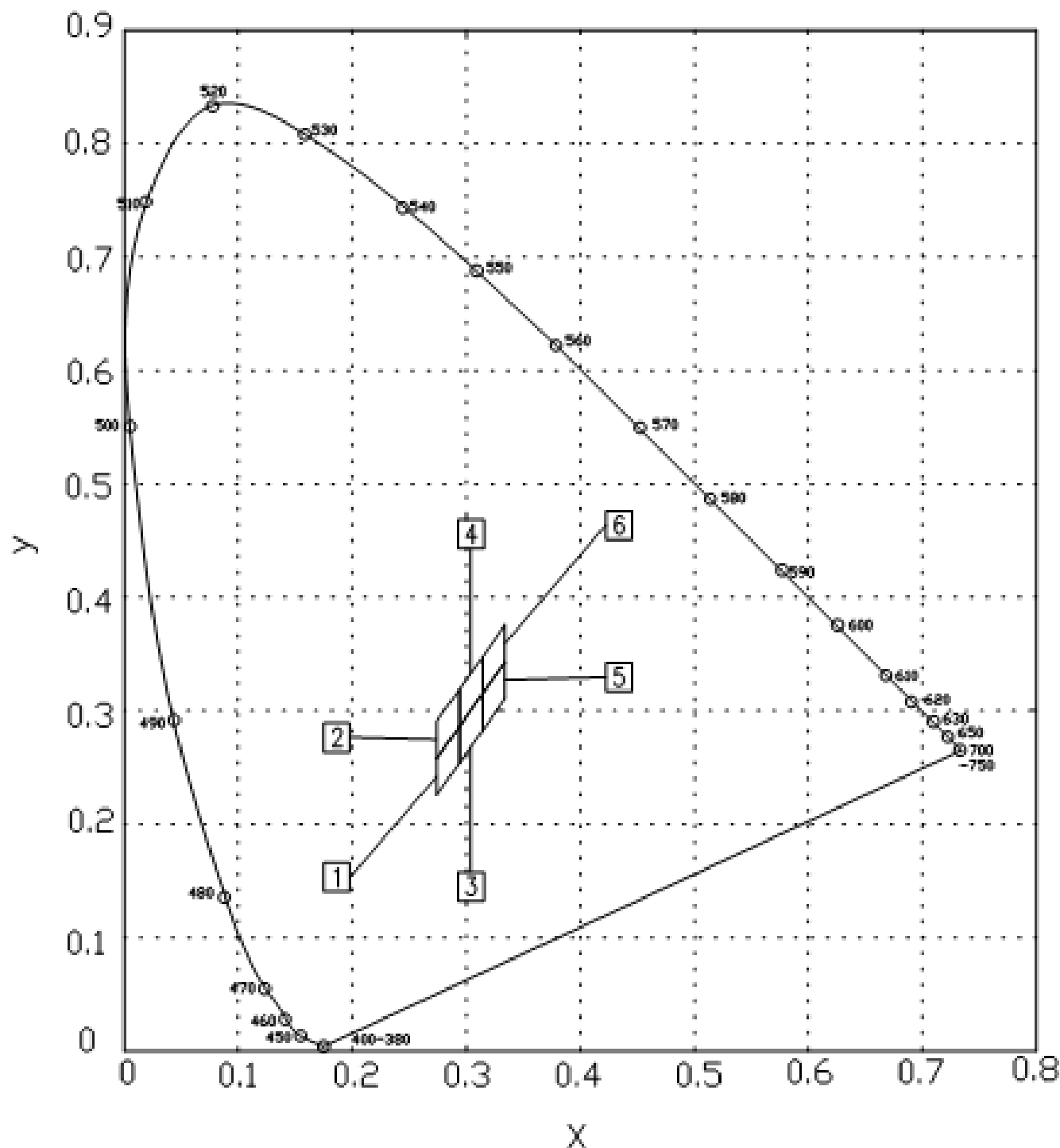
EVERLIGHT

CIE Chromaticity Diagram

EVERLIGHT

DATASHEET
SMD • B
15-21/W1D-APQHY/2T

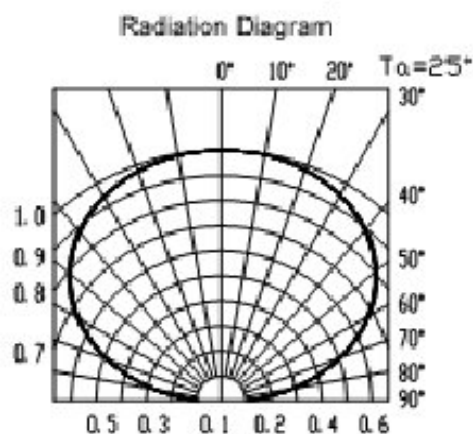
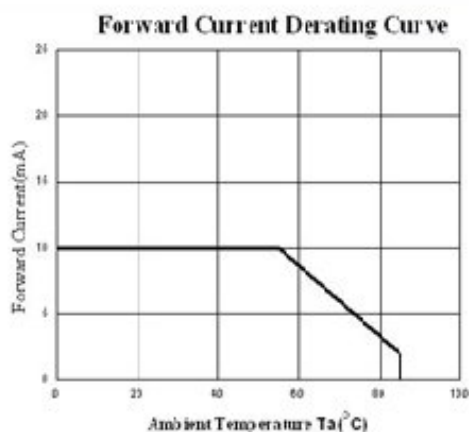
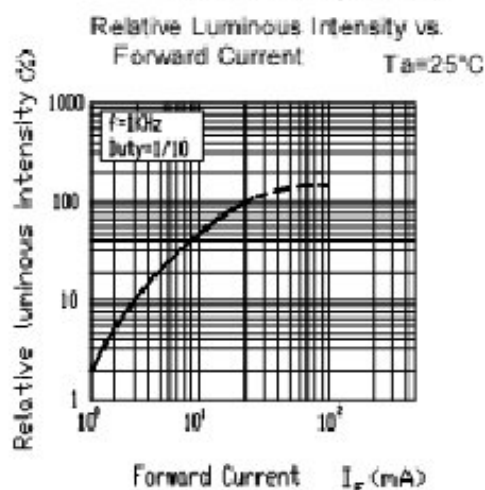
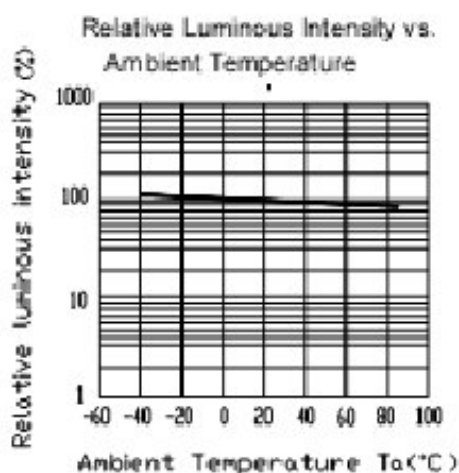
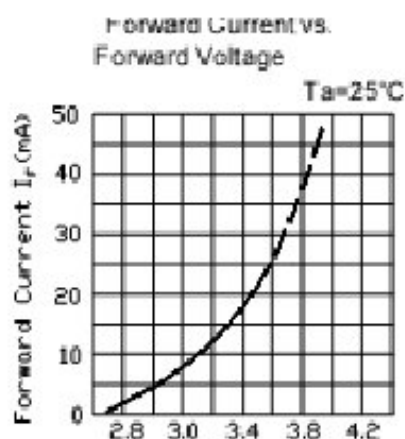
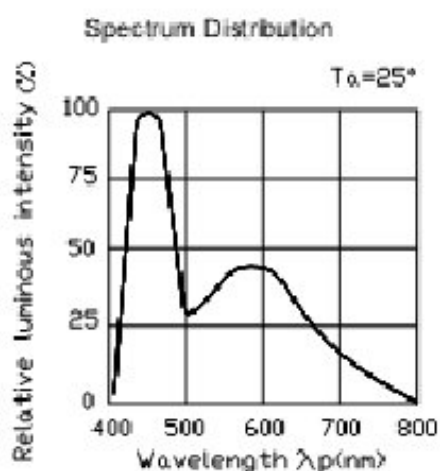
EVERLIGHT



DATASHEET
SMD • B
15-21/W1D-APQHY/2T

EVERLIGHT

Typical Electro-Optical Characteristics Curves



DATASHEET
SMD ■ B
15-21/W1D-APQHY/2T

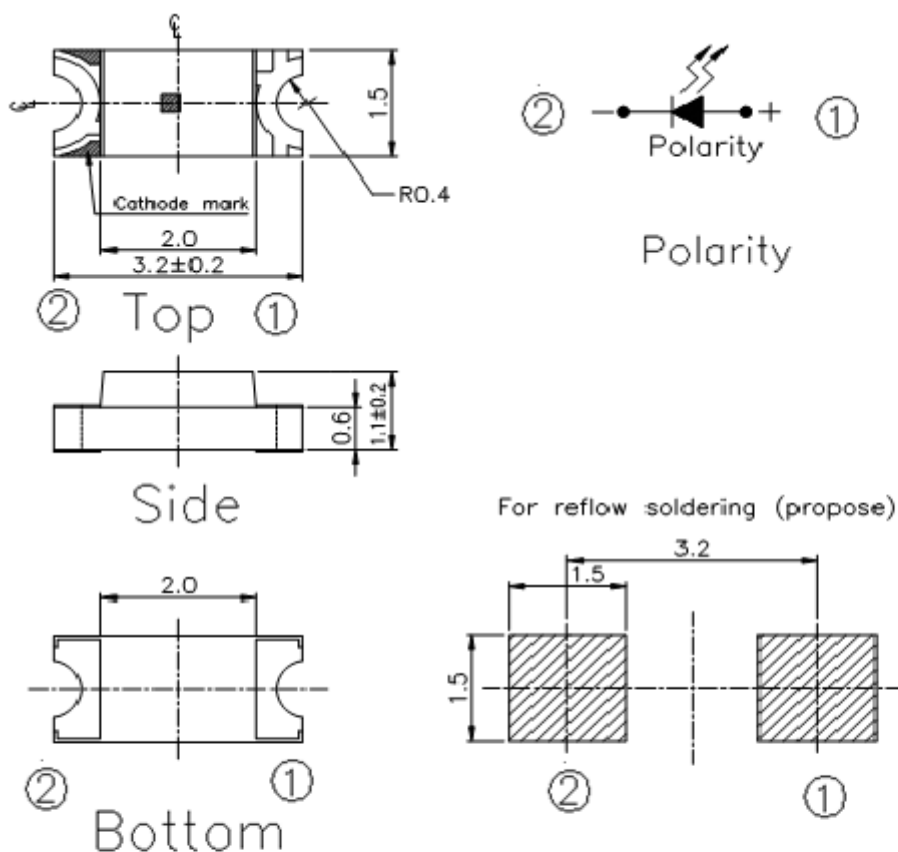
EVERLIGHT

EVERLIGHT

DATASHEET
SMD ■ B
15-21/W1D-APQHY/2T

EVERLIGHT

Package Dimension



Suggested pad dimension is just for reference only.
Please modify the pad dimension based on individual need.

Note: Tolerances unless mentioned ± 0.1 mm. Unit = mm

DATASHEET
SMD ■ B
15-21/W1D-APQHY/2T

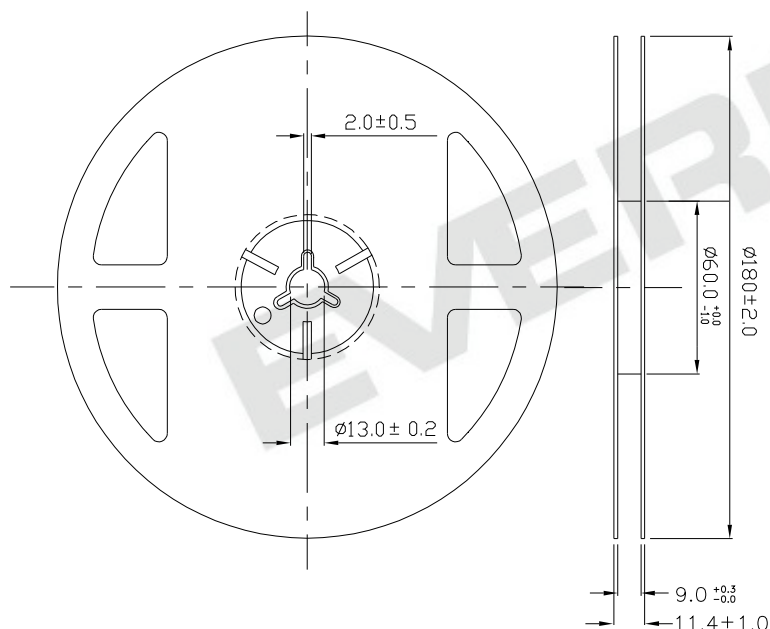
EVERLIGHT

Label Explanation



- CPN: Customer's Product Number
- P/N: Product Number
- QTY: Packing Quantity
- CAT: Luminous Intensity Rank
- HUE: Chromaticity Coordinates & Dom. Wavelength Rank
- REF: Forward Voltage Rank
- LOT No: Lot Number

Reel Dimensions

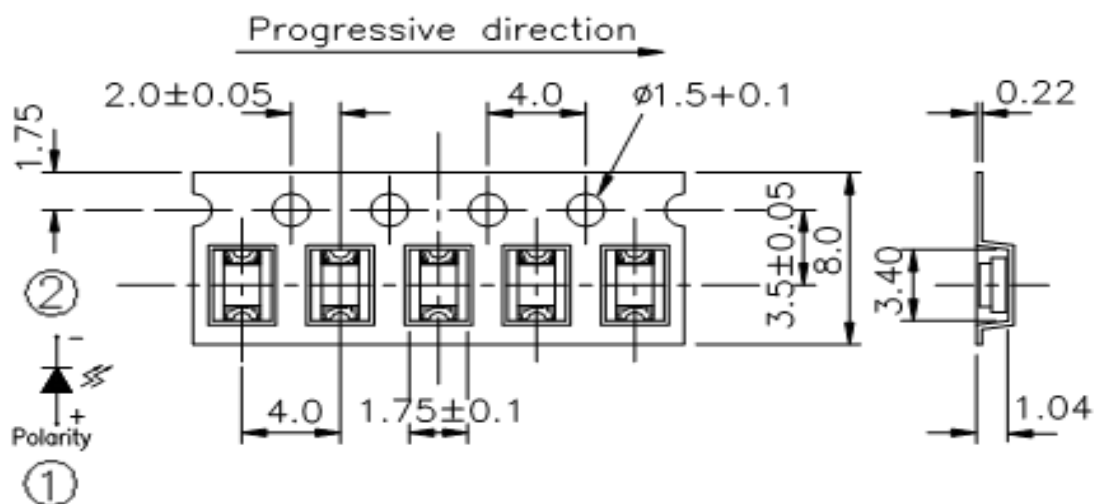


Note: The tolerances unless mentioned is $\pm 0.1\text{mm}$,Unit = mm

DATASHEET
SMD ■ B
15-21/W1D-APQHY/2T

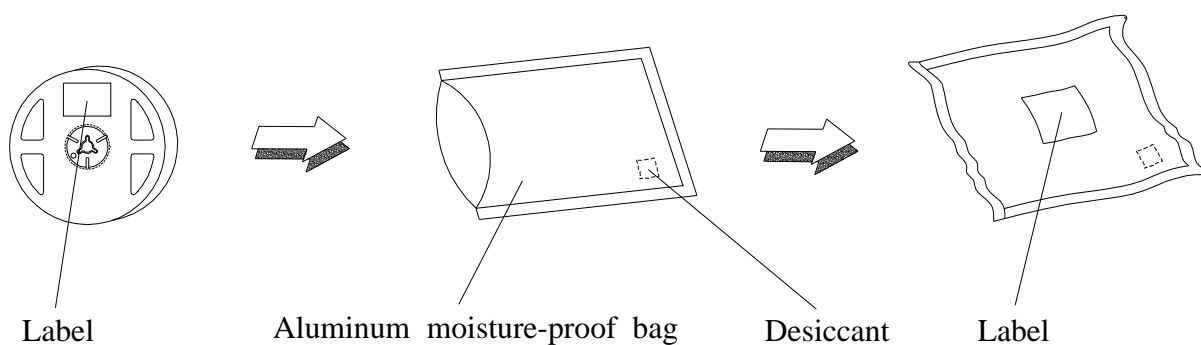
EVERLIGHT

Carrier Tape Dimensions: Loaded quantity 2000PCS per reel



Note: The tolerances unless mentioned is $\pm 0.1\text{mm}$, Unit = mm

Moisture Resistant Packaging



DATASHEET
SMD ■ B
15-21/W1D-APQHY/2T

EVERLIGHT

Precautions For Use

1. Over-current-proof

Customer must apply resistors for protection, otherwise slight voltage shift will cause big current change (Burn out will happen).

2. Storage

2.1 Do not open moisture proof bag before the products are ready to use.

2.2 Before opening the package: The LEDs should be kept at 30 °C or less and 90%RH or less.

2.3 After opening the package: The LED's floor life is 1 year under 30 °C or less and 60% RH or less.

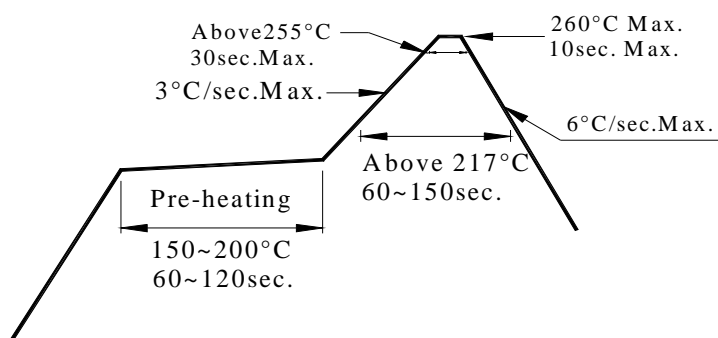
If unused LEDs remain, it should be stored in moisture proof packages.

2.4 If the moisture absorbent material (silica gel) has faded away or the LEDs have exceeded the storage time, baking treatment should be performed using the following conditions.

Baking treatment : 60±5 °C for 24 hours.

3. Soldering Condition

3.1 Pb-free solder temperature profile



3.2 Reflow soldering should not be done more than two times.

3.3 When soldering, do not put stress on the LEDs during heating.

3.4 After soldering, do not warp the circuit board.

4. Soldering Iron

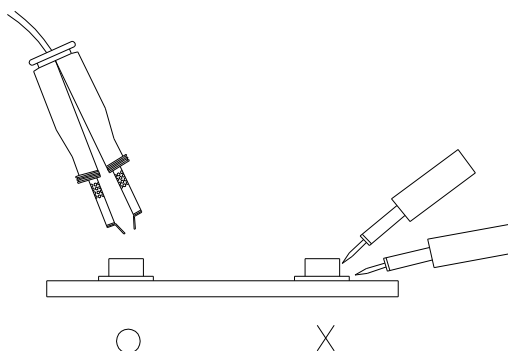
Each terminal is to go to the tip of soldering iron temperature less than 350 °C for 3 seconds within once in less than the soldering iron capacity 25W. Leave two seconds and more intervals, and do soldering of each terminal. Be careful because the damage of the product is often started at the time of the hand solder.

5. Repairing

Repair should not be done after the LEDs have been soldered. When repairing is unavoidable, a double-head soldering iron should be used (as below figure). It should be confirmed beforehand whether the characteristics of the LEDs will or will not be damaged by repairing.

DATASHEET
SMD ■ B
15-21/W1D-APQHY/2T

EVERLIGHT



EVERLIGHT

Application Restrictions

High reliability applications such as military/aerospace, automotive safety/security systems, and medical equipment may require different product. If you have any concerns, please contact Everlight before using this product in your application. This specification guarantees the quality and performance of the product as an individual component. Do not use this product beyond the specification described in this document.

EVERLIGHT