

Excellent Integrated System Limited

Stocking Distributor

Click to view price, real time Inventory, Delivery & Lifecycle Information:

[Lumex, Inc.](#)
[SSB-LXF100SRW](#)

For any questions, you can email us directly:

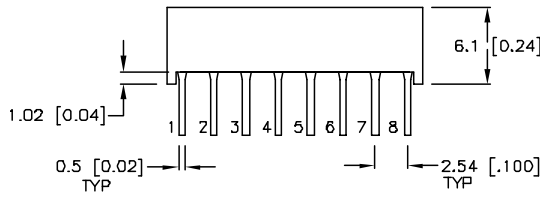
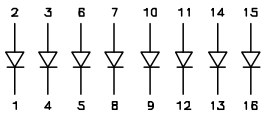
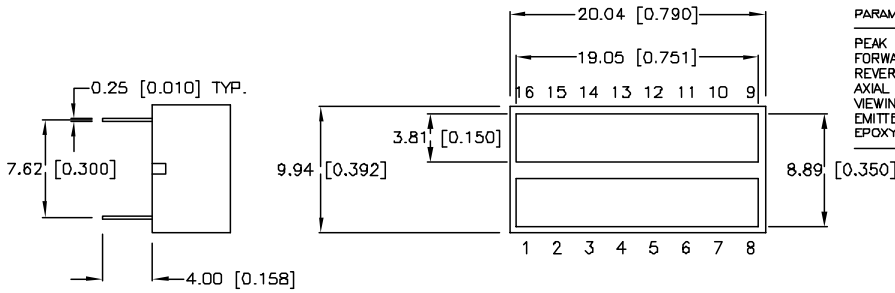
sales@integrated-circuit.com

DATE	REVISIONS	REV	DRAWING NUMBER	REV
4-8-96	E.C.N.# 10144./	A	SSB-LXF100SRW	A

UNCONTROLLED DOCUMENT

ELECTRO-OPTICAL CHARACTERISTICS $T_A=25^\circ\text{C}$ $I_f=20\text{mA}$

PARAMETER	MIN	TYP	MAX	UNITS	TEST COND
PEAK WAVELENGTH		660 (RED)		nm	
FORWARD VOLTAGE		1.7	2.2	V_f	$I_f=100\mu\text{A}$
REVERSE VOLTAGE	5.0			V_r	$I_f=20\text{mA}$
AXIAL INTENSITY		80		mcad	
VIEWING ANGLE		160		$2x$ theta	
EMITTED COLOR		RED			
EPOXY LENS FINISH		MILKY WHITE DIFFUSED			



LIMITS OF SAFE OPERATION PER CHIP AT 25°C

PARAMETER	MAX	UNITS
PEAK FORWARD CURRENT*	150	mA
STEADY CURRENT	30	mA
POWER DISSIPATION	100	mW
DERATE FROM 25°C	-0.5	mW/°C
OPERATING, STORAGE TEMP	-40 TO +85	°C
LEAD SOLDERING TEMP	+230	°C
2.0mm FROM BODY		3 SEC. MAX

* $t < 10\mu\text{s}$

UNIT: mm [INCHES]
 TOLERANCE: ± 0.25 [± 0.01] UNLESS OTHERWISE SPECIFIED

RELIABILITY NOTE
 OUR MANY YEARS OF EXPERIENCE DATA ACCUMULATION INDICATE THAT SOLDER HEAT IS A MAJOR CAUSE OF EARLY AND FUTURE FAILURE. PLEASE PAY ATTENTION TO YOUR SOLDERING PROCESS.

UNCONTROLLED DOCUMENT

LUMEX OPTO COMPONENTS INC.		292 E. HELLEN ROAD PALATINE, ILLINOIS 60067 (708) 359-2790	
<small>CONFIDENTIAL INFORMATION THE INFORMATION CONTAINED IN THIS DOCUMENT IS THE PROPERTY OF LUMEX OPTO/COMPONENTS, INC. EXCEPT AS SPECIFICALLY AUTHORIZED IN WRITING BY LUMEX OPTO/COMPONENTS, INC., THE HOLDER OF THIS DOCUMENT SHALL KEEP ALL INFORMATION CONTAINED HEREIN CONFIDENTIAL AND SHALL PROTECT SAME IN WHOLE OR IN PART FROM DISCLOSURE AND DISSEMINATION TO ALL THIRD PARTIES.</small>			
DATE: 3-15-96	DWN:	CHK'D:	APPD:
SCALE: N/A			
19.05mm x 8.89mm 2 WINDOW, LIGHT BAR, RED, MILKY WHITE DIFFUSED			
PAGE 1 OF 1	DRAWING NUMBER SSB-LXF100SRW		REV A