

Excellent Integrated System Limited

Stocking Distributor

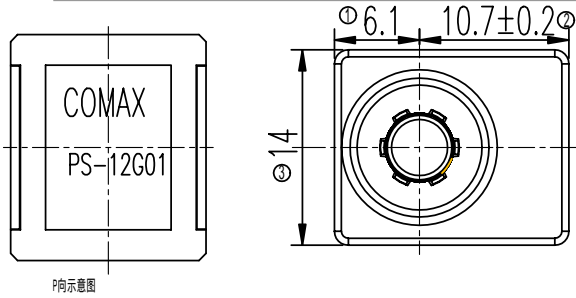
Click to view price, real time Inventory, Delivery & Lifecycle Information:

[C&K Components](#)

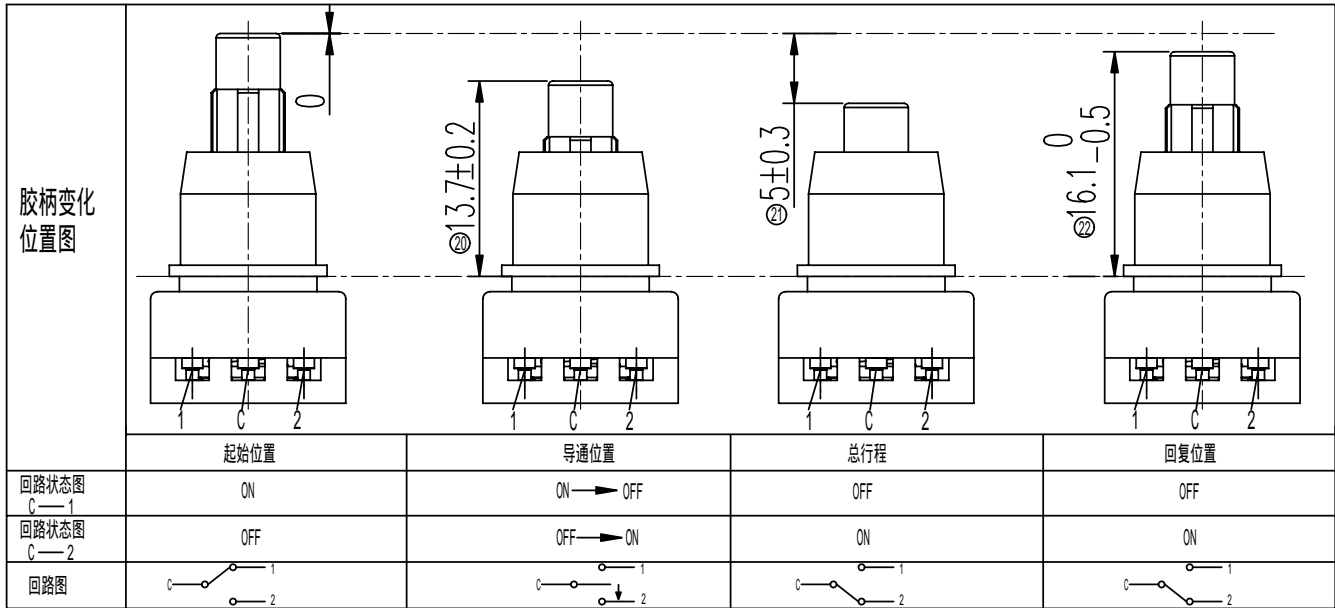
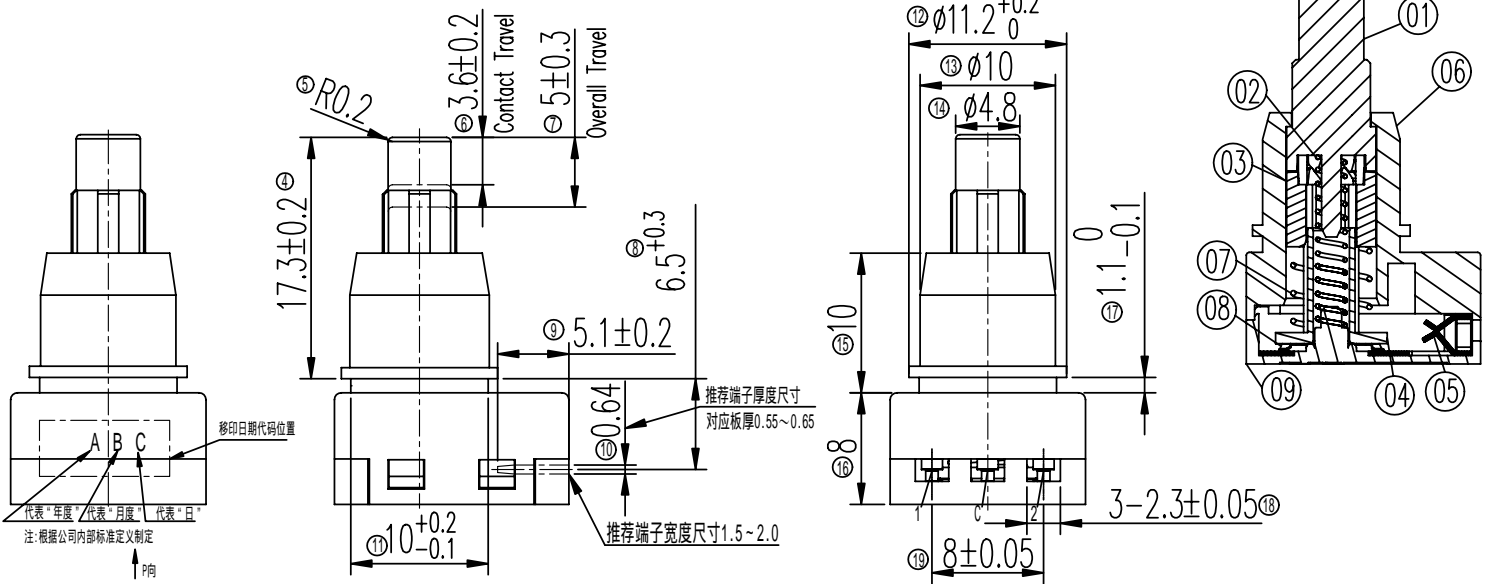
[PS-12G01](#)

For any questions, you can email us directly:

sales@integrated-circuit.com



注意 (Remark):
 1: 本产品主要安装在面板上使用, 不能直接安装端子部位;
 This product is designed to be installed on the panel, and cannot install directly into the terminal.
 2: 8#尺寸显示为推荐位置。
 Point 8# is the recommended position.
 3: 9#尺寸显示为推荐插入深度。
 Point 9# is the recommended depth of insertion.
 4: 开关操作, 为了确保接点部以适当的接触压力以及接点确切的转换机能, 请一定操作点击17.3±0.2以上操作部, 使其回复到16.3的位置。
 When operating the switch, make sure the operating position has released to 16.3mm, so that the contact point 17.3±0.2 has enough pressure to trigger on and off function.
 5: 10#尺寸对应板厚0.55~0.65mm, 推荐端子厚度尺寸: 0.64mm, 推荐端子宽度尺寸1.5~2.0mm
 The thickness of terminal in point #10 is recommended to be 0.64mm, and the corresponding insert slot should be 0.55 - 0.65mm. The width of terminal is recommended to be 1.5 - 2mm.



09	胶盖 COVER	PBT	1	NATURAL
08	接触片 CONTACT	C5210R	1	Ag CLAD
07	弹簧 SPRING 2	SUS	1	NATURAL
06	胶壳 HOUSING	PBT	1	NATURAL
05	端子 TERMINAL	C5210R	3	Ag PLATED
04	转子 ROTOR	PBT	1	NATURAL
03	滑块 SLIDE	POM	1	NATURAL
02	弹簧 SPRING 1	SUS	1	NATURAL
01	胶柄 KNOB	POM	1	NATURAL
序NO.	零件 PART	材料 MATERIAL	数量 QTY	备注 REMARKS

规格 Specifications

额定负荷 Ratings	DC 14V 1A
初期接触电阻 Initial Contact Resistance	100mΩ Max.
绝缘电阻 Insulation Resistance	DC 500V 60±5Sec. 100MΩ Min.
抗电强度 Dielectric Voltage	AC 500V(50~60Hz) 60±5Sec.
操作力度 Operating Force	400±100gf
接触行程 Contact Travel	3.6±0.2mm
总行程 Overall Travel	5.0±0.3mm
回路 Poles-Throws	1P2T

Patented Product 专利产品

TOLERANCES UNLESS OTHERWISE SPEC.		TITLE		PUSH SWITCH		ITEM NO		PS-12G01	
UNDER 1	± 0.10	DRAWN	胡俊廷	09-10-19	VERSION	A01	PAGE 1 OF 1		
1 - 10	± 0.30	REVIEWED	方勇	09-10-19	SCALE	UNIT		mm	
OVER 10	± 0.50	APPROVED	马建和	09-10-19	PROJECTION	UNIT			