

Excellent Integrated System Limited

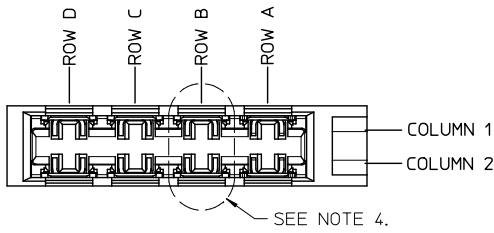
Stocking Distributor

Click to view price, real time Inventory, Delivery & Lifecycle Information:

[Molex Connector Corporation](#)
[0753416777](#)

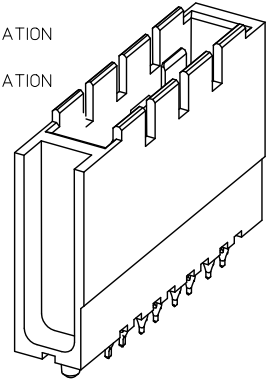
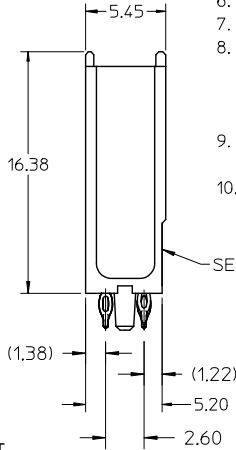
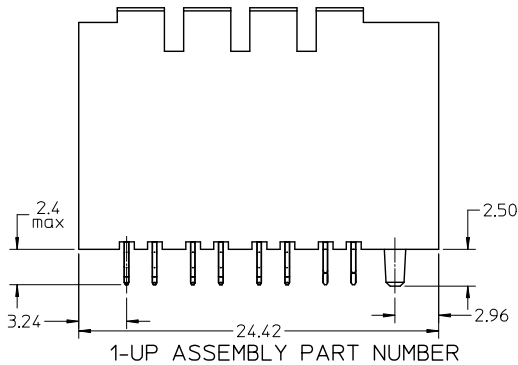
For any questions, you can email us directly:
sales@integrated-circuit.com

10 9 8 7 6 5 4 3 2 1



NOTES:

1. MATERIALS: HOUSING - LIQUID CRYSTAL POLYMER (LCP), UL 94V-0, GRAY; CONTACT - COPPER ALLOY.
2. FINISH: SELECT GOLD IN CONTACT AREA, 50 MICROINCH THICK, MATTE TIN IN COMPLIANT AREA.
3. PACKAGING PER PK-70873-562.
4. CONTACTS IN EACH ROW HAVE THE SAME WIPE LENGTH.
5. BACKPLANE ASSEMBLY MATES WITH DAUGHTERCARD POWER MODULE 75292-4***.
6. PART SHOWN IS 75343-4467 (SHEET 4).
7. SEE OTHER SHEETS FOR ADDITIONAL NOTES.
8. WHEN INSERTING OPEN SIGNAL MODULES NEXT TO COLUMN 1 SIDE OF POWER MODULES, SIGNAL MODULES MUST BE INSERTED BEFORE THE POWERS TO AVOID INTERFERENCE BETWEEN THE TWO CONNECTOR HOUSINGS.
9. THESE PARTS CONFORM TO MOLEX PRODUCT SPECIFICATION PS-75221-999.
10. THESE PARTS CONFORM TO MOLEX COSMETIC SPECIFICATION PS-45499-002 CLASS B.



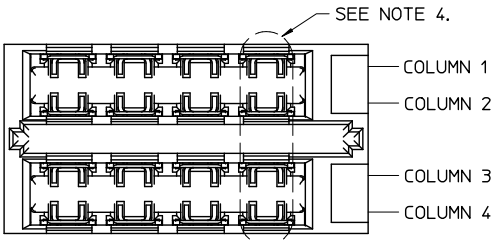
1-UP ASSEMBLY PART NUMBER
7 5 3 4 1 - A B C D
 - MATTE TIN (FORMERLY TIN/LEAD) PLATED PRODUCT -
 FOR EACH ROW LOCATION A, B, C, D:
 0 = VOID
 4 = 4.5 mm WIPE
 6 = 6.0 mm WIPE
 7 = 7.5 mm WIPE
 - MATTE TIN PLATED PRODUCT -
 FOR EACH ROW LOCATION A, B, C, D:
 0 = VOID
 2 = 4.5 mm WIPE
 3 = 6.0 mm WIPE
 5 = 7.5 mm WIPE

SEE NOTE 8.
 THE PRIMARY CARTON WITH A LABEL STATING "ELV AND RoHS COMPLIANT" IS LEAD FREE. CARTONS WITHOUT THIS LABEL MAY CONTAIN LEAD.

| | | | | | | |
|--|-------------------|---|--|--------------|---|--------------------------|
| LEAD FREE CONVERSION EC NO: UCP2013-2305 2012/12/07 DRINKWATER 2012/12/07 CHK/MOLLE 2012/12/07 APPR/SWILLER 2012/12/17 | QUALITY SYMBOLS | GENERAL TOLERANCES (UNLESS SPECIFIED) | DIMENSION STYLE | SCALE | DESIGN UNITS | THIRD ANGLE PROJECTION |
| | □=0 ▽=0 ▽=0 | mm INCH 4 PLACES ± --- ± --- 3 PLACES ± --- ± --- 2 PLACES ± 0.13 ± --- 1 PLACE ± 0.25 ± --- 0 PLACE ± ± | MM ONLY | 4:1 | METRIC | ☉ THIRD ANGLE PROJECTION |
| | DESCRIPTION | ANGULAR ± --- ° DRAFT WHERE APPLICABLE MUST REMAIN WITHIN DIMENSIONS | DRAWN BY DATE ELO 2006/04/06 CHECKED BY DATE ELO 2005/02/22 APPROVED BY DATE JB INGHAM 2010/09/20 | TITLE | GBX 4 PAIR BACKPLANE POWER SALES ASSEMBLY | |
| | REV | SIZE B | MATERIAL NO. | DOCUMENT NO. | molex SD-75341-001 | |

10 9 8 7 6 5 4 3 2 1

10 9 8 7 6 5 4 3 2 1



2-UP ASSEMBLY PART NUMBER

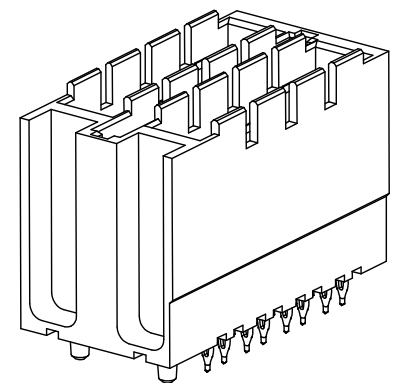
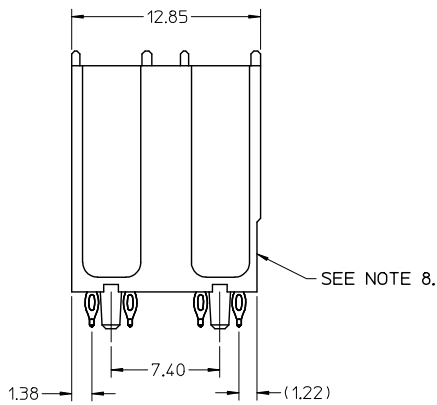
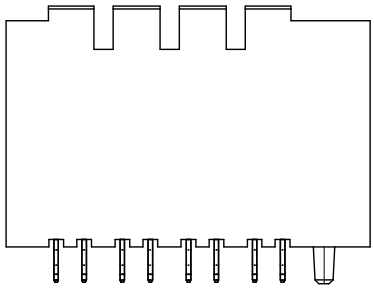
7 5 3 4 2 - A B C D

- MATTE TIN (FORMERLY TIN LEAD) PLATED PRODUCT -
FOR EACH ROW LOCATION A, B, C, D:

- 0 = VOID
- 4 = 4.5 mm WIPE
- 6 = 6.0 mm WIPE
- 7 = 7.5 mm WIPE

- MATTE TIN PLATED PRODUCT -
FOR EACH ROW LOCATION A, B, C, D:

- 0 = VOID
- 2 = 4.5 mm WIPE
- 3 = 6.0 mm WIPE
- 5 = 7.5 mm WIPE

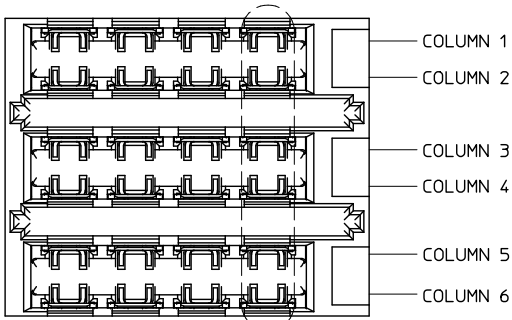


SEE SHEET 1 FOR ADDITIONAL INFORMATION
CHECK WITH PRODUCT MANAGER FOR AVAILABILITY

| | | | | | | | | | |
|--|-----------------------------|---------------------------------------|--|-----------------|--|---|---|------------------------|-------|
| LEAD FREE CONVERSION EC NO: UCP2013-2305 DT: DRINKWATER 2012/11/07 CHKD: MOLE 2012/11/07 APPR: SMILLER 2012/11/17 | QUALITY SYMBOLS | GENERAL TOLERANCES (UNLESS SPECIFIED) | | DIMENSION STYLE | | SCALE | DESIGN UNITS | THIRD ANGLE PROJECTION | |
| | | | | MM ONLY | | 4:1 | METRIC | | |
| | | | | | | DRAWN BY | | DATE | TITLE |
| | | | | | | CHECKED BY | | DATE | |
| | | | | APPROVED BY | | DATE | GBX 4 PAIR BACKPLANE POWER SALES ASSEMBLY | | |
| | | | | MATERIAL NO. | | DOCUMENT NO. | | SHEET NO. | |
| | | | | SEE CHART | | SD-75341-001 | | 2 OF 4 | |
| | | | | SIZE | | THIS DRAWING CONTAINS INFORMATION THAT IS PROPRIETARY TO MOLEX INCORPORATED AND SHOULD NOT BE USED WITHOUT WRITTEN PERMISSION | | | |
| | | | | B | | | | | |

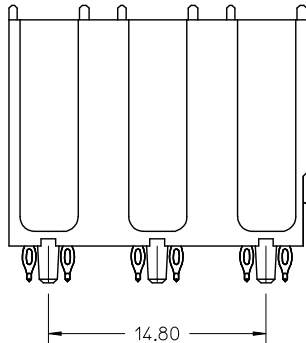
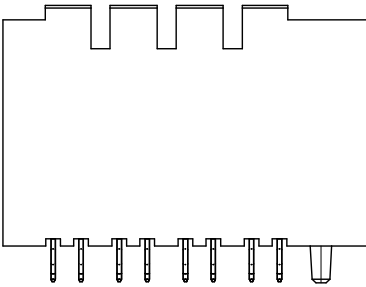
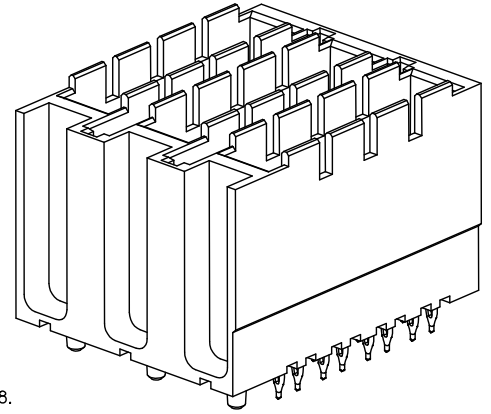
9 8 7 6 5 4 3 2 1

10 9 8 7 6 5 4 3 2 1



3-UP ASSEMBLY PART NUMBER

7 5 3 4 3 - A B C D
 - MATTE TIN (FORMERLY TIN LEAD) PLATED PRODUCT -
 FOR EACH ROW LOCATION A, B, C, D:
 0 = VOID
 4 = 4.5 mm WIPE
 6 = 6.0 mm WIPE
 7 = 7.5 mm WIPE
 - MATTE TIN PLATED PRODUCT -
 FOR EACH ROW LOCATION A, B, C, D:
 0 = VOID
 2 = 4.5 mm WIPE
 3 = 6.0 mm WIPE
 5 = 7.5 mm WIPE



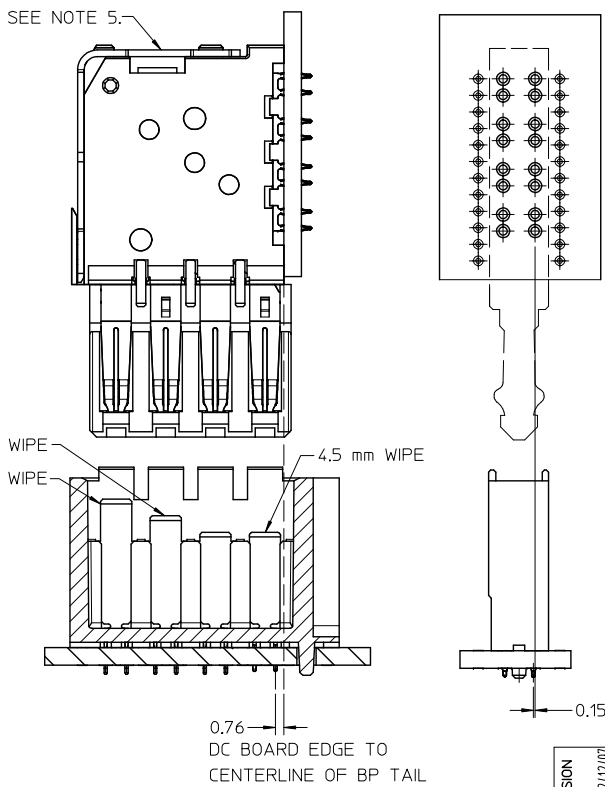
SEE SHEET 1 FOR ADDITIONAL INFORMATION
 CHECK WITH PRODUCT MANAGER FOR AVAILABILITY

| | | | | | | | | |
|---|-----------------|--|---|----------------------------|---|---|-------------------------|------------------------|
| LEAD FREE CONVERSION EC NO: UCP2013-2305 DRAWN BY: DRINKWIPPLE CHECKED BY: CHICKMOLLE APPROVED BY: APPERSMILLER DATE: 2012/12/07 DATE: 2012/12/07 DATE: 2012/12/17 | QUALITY SYMBOLS | GENERAL TOLERANCES (UNLESS SPECIFIED) | | DIMENSION STYLE MM ONLY | | SCALE 4:1 | DESIGN UNITS METRIC | THIRD ANGLE PROJECTION |
| | ▽=0 | 4 PLACES | ± | --- | ± | --- | DRAWN BY ELO | DATE 2006/04/06 |
| | ▽=0 | 3 PLACES | ± | --- | ± | --- | CHECKED BY ELO | DATE 2005/02/22 |
| | ▽=0 | 2 PLACES | ± | 0.13 | ± | --- | APPROVED BY JBINGHAM | DATE 2010/09/20 |
| | | 1 PLACE | ± | 0.25 | ± | --- | | |
| | | 0 PLACE | ± | | ± | | | |
| | | ANGULAR ±---° | | MATERIAL NO. | | DOCUMENT NO. | | SHEET NO. |
| | | DRAFT WHERE APPLICABLE MUST REMAIN WITHIN DIMENSIONS | | SEE CHART | | SD-75341-001 | | 3 OF 4 |
| | | | | SIZE B | | THIS DRAWING CONTAINS INFORMATION THAT IS PROPRIETARY TO MOLEX INCORPORATED AND SHOULD NOT BE USED WITHOUT WRITTEN PERMISSION | | |

9 8 7 6 5 4 3 2 1

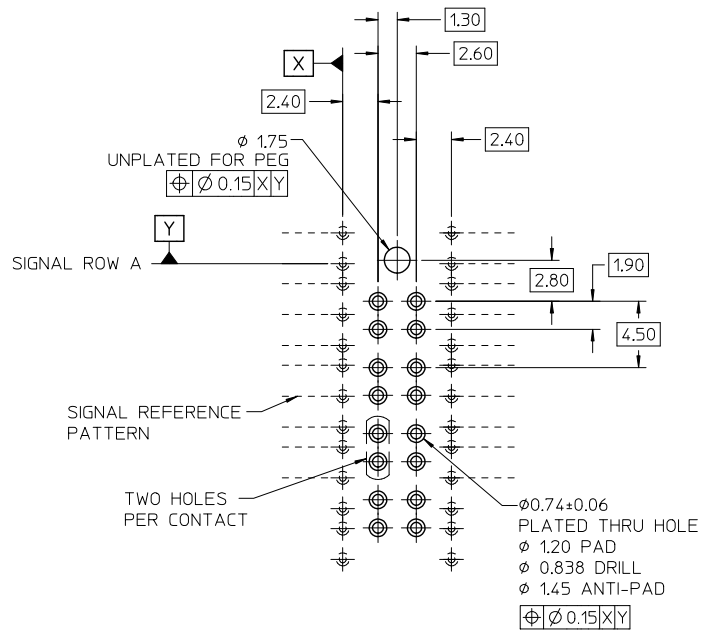
10 9 8 7 6 5 4 3 2 1

SEE NOTE 5.



HOLE PATTERN FOR 1-UP ASSEMBLY

- 1) ADD 7.40 FROM CENTERLINES OF PEGS FOR MULTIPLE UP ASSEMBLIES.
- 2) ADD 5.55 FROM CENTERLINE TO CENTERLINE OF PEG FOR INDIVIDUAL POWER MODULES STACKED NEXT TO EACH OTHER.



| | | | | | | | | | | |
|---|--------------------|--------------------------------------|---------------------------------------|-------|----------------------------|--------------------|--|------------------------|------------------------|---|
| LEAD FREE CONVERSION EC NO: UCP2013-2305 DRAWN BY: CHENHUIPIE CHECKED BY: CHENWOLFE APPROVED BY: APPR:SMILLER | DESCRIPTION REV | QUALITY SYMBOLS ▽=0 ▽=0 ▽=0 | GENERAL TOLERANCES (UNLESS SPECIFIED) | | DIMENSION STYLE MM ONLY | | SCALE 4:1 | DESIGN UNITS METRIC | THIRD ANGLE PROJECTION | |
| | | | mm | INCH | DRAWN BY ELO | DATE 2006/04/06 | TITLE GBX 4 PAIR BACKPLANE POWER SALES ASSEMBLY | | | |
| | | | 4 PLACES ± | ± | CHECKED BY ELO | | DATE 2005/02/22 | molex | | |
| | | | 3 PLACES ± | ± | APPROVED BY JBINGHAM | | DATE 2010/09/20 | | | |
| | | | 2 PLACES ± | ±0.13 | MATERIAL NO. SEE CHART | | DOCUMENT NO. SD-75341-001 | SHEET NO. 4 OF 4 | | |
| | | | 1 PLACE ± | ±0.25 | SIZE B | | | | | THIS DRAWING CONTAINS INFORMATION THAT IS PROPRIETARY TO MOLEX INCORPORATED AND SHOULD NOT BE USED WITHOUT WRITTEN PERMISSION |
| | | | 0 PLACE ± | ± | | | | | | |

10 9 8 7 6 5 4 3 2 1