

## Excellent Integrated System Limited

Stocking Distributor

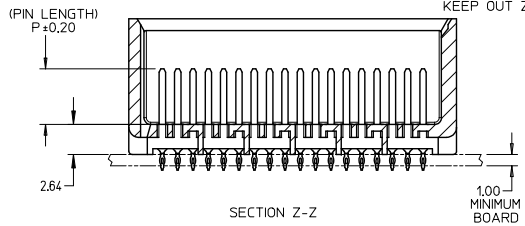
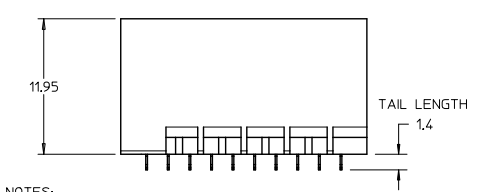
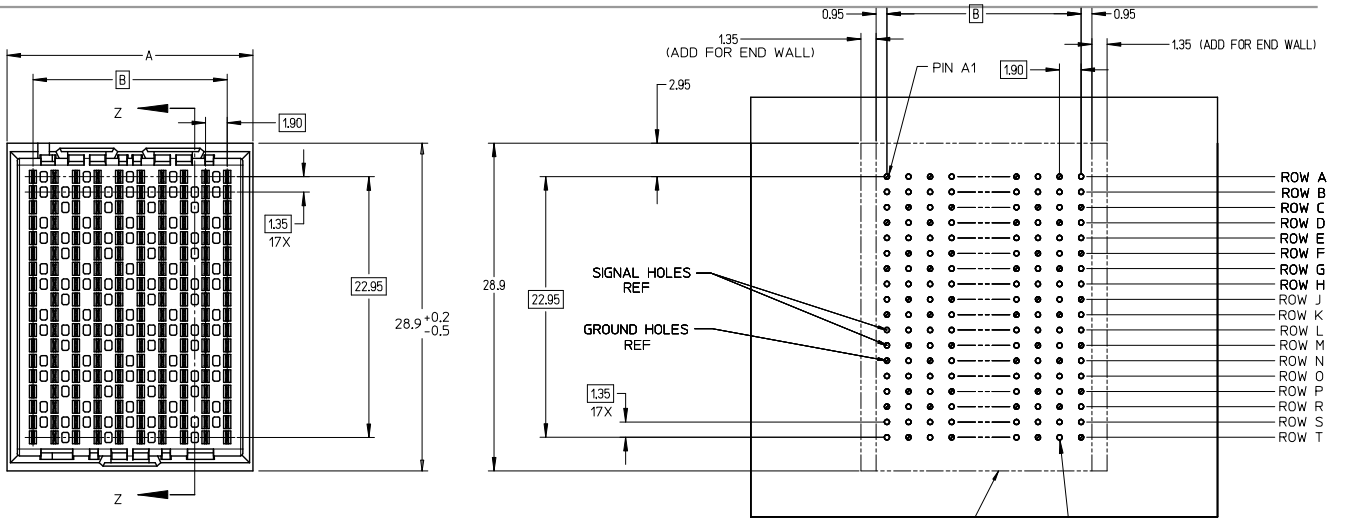
Click to view price, real time Inventory, Delivery & Lifecycle Information:

[Molex Connector Corporation](#)

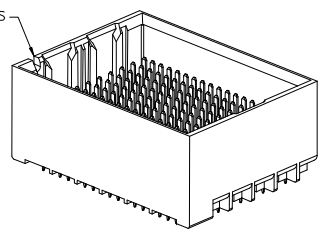
[0761450615](#)

For any questions, you can email us directly:

[sales@integrated-circuit.com](mailto:sales@integrated-circuit.com)



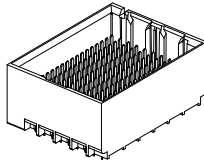
- NOTES:
1. MATERIALS: HOUSING - LIQUID CRYSTAL POLYMER (LCP) GLASS-FILLED, UL94V-0  
TERMINALS - HIGH PERFORMANCE COPPER ALLOY
  2. FINISH: 30µ MIN GOLD IN CONTACT AREA, SELECTIVE TIN ON PCB TAILS, NICKEL OVERALL.
  3. REFER TO MOLEX PRODUCT SPECIFICATION PS-76060-999 FOR PERFORMANCE SPECIFICATIONS AND ADDITIONAL PCB INFORMATION.
  4. THIS PART CONFORMS TO CLASS B REQUIREMENTS OF MOLEX COSMETIC SPEC PS-45499-002.
  5. PARTS PACKAGED PER PK-70873-7703.
  6. SEE SHEETS 2 & 3 FOR PART NUMBERS AND BOARD RELATIONSHIPS.
  7. MATES WITH IMPACT DC SERIES NO. 76150.
  8. REFER TO MOLEX PCB ROUTING GUIDE AS-76060-990 FOR ANTI PAD AND ROUTING RECOMMENDATIONS.
  9. \*THESE DIMENSIONS REPRESENT THE AREA NEEDED TO ACCOMMODATE CONNECTOR INSERTION AND REPAIR ON THE PC BOARD. THIS IS REFERRED TO AS THE "CONNECTOR KEEP OUT ZONE" AND DOES NOT REPRESENT THE ACTUAL PERIMETER OF THE CONNECTOR. WHEN LAYING OUT A PC BOARD FOR CONNECTORS STACK TOGETHER, USE A 1.9mm PROGRESSION.\*



REVISED (MINOR) EC NO: UCP2014-0687 DRAWN: B INGRAM 2013/08/25 CHKD: LAURX 2013/08/25 APPR: LAURX 2013/09/25 DESCRIPTION G1 REV	QUALITY SYMBOLS	GENERAL TOLERANCES (UNLESS SPECIFIED)	DIMENSION STYLE MM ONLY	SCALE 4:1	DESIGN UNITS METRIC	THIRD ANGLE PROJECTION	
	4 PLACES ± --- ± --- 3 PLACES ± --- ± --- 2 PLACES ± 0.13 ± --- 1 PLACE ± 0.25 ± --- 0 PLACE ± ±	DRAWN BY MSANDBERG DATE 2007/12/26 CHECKED BY JLAURX DATE 2007/12/26 APPROVED BY JLAURX DATE 2010/02/22	TITLE IMPACT 6 PAIR HEADER UNGUIDED ASSEMBLY SALES DRAWING	molex DOCUMENT NO. SD-76145-001 SHEET NO. 1 OF 3			
	ANGULAR ± 1/2° DRAFT WHERE APPLICABLE MUST REMAIN WITHIN DIMENSIONS	SEE TABLE SIZE C	THIS DRAWING CONTAINS INFORMATION THAT IS PROPRIETARY TO MOLEX INCORPORATED AND SHOULD NOT BE USED WITHOUT WRITTEN PERMISSION				

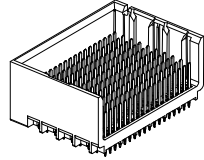
PART NUMBER TABLE

MATERIAL NUMBER	# OF COLUMNS	# OF DIFF PAIR	DIM 'A'	DIM 'B'	DUAL END WALL OPTION
76145-12*	10	60	21,7	17,10	
76145-172*	14	84	29,3	24,70	
76145-162*	16	96	33,1	28,50	



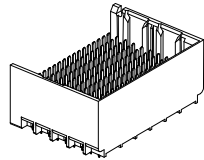
DUAL END  
WALL OPTION

MATERIAL NUMBER	# OF COLUMNS	# OF DIFF PAIR	DIM 'A'	DIM 'B'	LEFT END WALL OPTION
76145-11*	10	60	20,3	17,10	
76145-171*	14	84	27,9	24,70	
76145-161*	16	96	31,7	28,50	



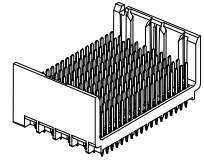
LEFT END  
WALL OPTION

MATERIAL NUMBER	# OF COLUMNS	# OF DIFF PAIR	DIM 'A'	DIM 'B'	RIGHT END WALL OPTION
76145-13*	10	60	20,3	17,10	
76145-173*	14	84	27,9	24,70	
76145-163*	16	96	31,7	28,50	



RIGHT END  
WALL OPTION

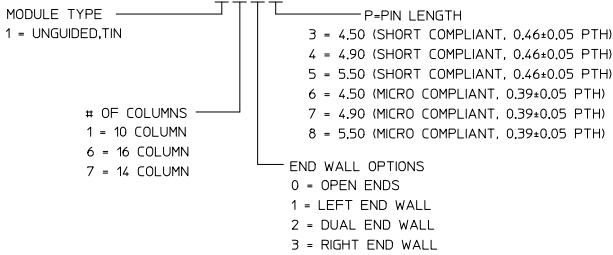
MATERIAL NUMBER	# OF COLUMNS	# OF DIFF PAIR	DIM 'A'	DIM 'B'	OPEN WALL OPTION
76145-10*	10	60	18,9	17,10	
76145-170*	14	84	26,5	24,70	
76145-160*	16	96	30,3	28,50	



OPEN  
WALL OPTION

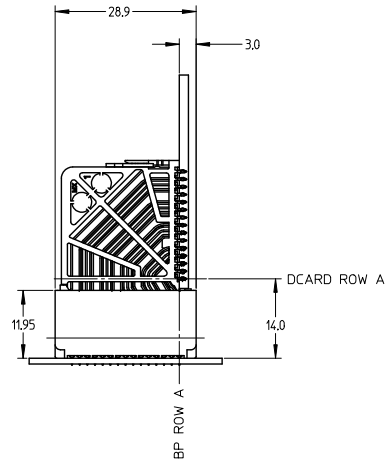
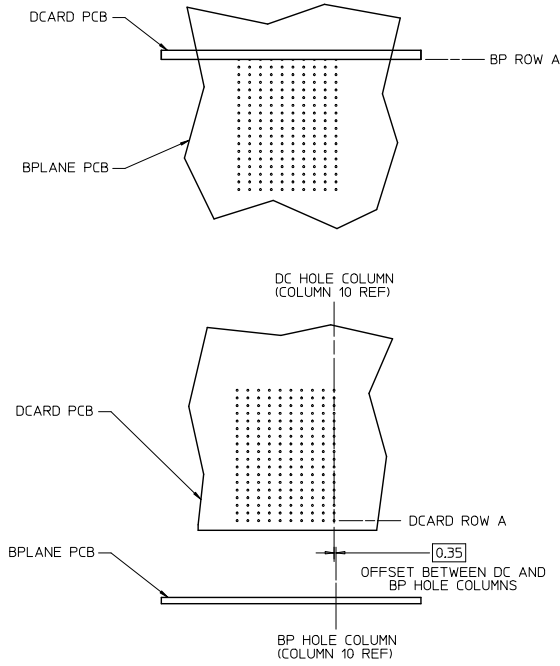
PART NUMBER LOGIC

76145-\*\*\*



SEE SHEET 1 IEC NO: UCP2014-0887 DRAWN BY: J. INGRAM 2013/08/29 CHECKED: JLAURX 2013/08/29 APPROV: JLAURX 2013/09/25 G1 REV	QUALITY SYMBOLS ∇=0 ∇=0 ∇=0	GENERAL TOLERANCES (UNLESS SPECIFIED) <table border="1"> <thead> <tr> <th></th> <th>mm</th> <th>INCH</th> </tr> </thead> <tbody> <tr> <td>4 PLACES</td> <td>±---</td> <td>±---</td> </tr> <tr> <td>3 PLACES</td> <td>±---</td> <td>±---</td> </tr> <tr> <td>2 PLACES</td> <td>±0.13</td> <td>±---</td> </tr> <tr> <td>1 PLACE</td> <td>±0.25</td> <td>±---</td> </tr> <tr> <td>0 PLACE</td> <td>±</td> <td>±</td> </tr> </tbody> </table>		mm	INCH	4 PLACES	±---	±---	3 PLACES	±---	±---	2 PLACES	±0.13	±---	1 PLACE	±0.25	±---	0 PLACE	±	±	DIMENSION STYLE MM ONLY	SCALE 2:1	DESIGN UNITS METRIC	THIRD ANGLE PROJECTION
				mm	INCH																			
			4 PLACES	±---	±---																			
			3 PLACES	±---	±---																			
2 PLACES	±0.13	±---																						
1 PLACE	±0.25	±---																						
0 PLACE	±	±																						
DRAWN BY: MSANDBERG DATE: 2007/12/26 CHECKED BY: JLAURX DATE: 2007/12/26		TITLE IMPACT 6 PAIR HEADER UNGUIDED ASSEMBLY SALES DRAWING																						
APPROVED BY: JLAURX DATE: 2010/02/22		MATERIAL NO. SD-76145-001 DOCUMENT NO.																						
ANGULAR ±1/2° DRAFT WHERE APPLICABLE MUST REMAIN WITHIN DIMENSIONS		SEE TABLE THIS DRAWING CONTAINS INFORMATION THAT IS PROPRIETARY TO MOLEX INCORPORATED AND SHOULD NOT BE USED WITHOUT WRITTEN PERMISSION																						

IMPACT 6 PAIR  
BOARD RELATIONSHIPS



SEE SHEET 1 EC NO: UCP2014-0887 DRAWN: BINGHAM 2013/08/29 CHKD: LAURX 2013/08/29 APPR: LAURX 2013/09/25	QUALITY SYMBOLS ∇=0 ∇=0 ∇=0	GENERAL TOLERANCES (UNLESS SPECIFIED)		DIMENSION STYLE MM ONLY		SCALE 2:1	DESIGN UNITS METRIC	THIRD ANGLE PROJECTION	
			mm	INCH	DRAWN BY MSANDBERG	DATE 2007/12/26	TITLE IMPACT 6 PAIR HEADER UNGUIDED ASSEMBLY SALES DRAWING <b>molex</b> DOCUMENT NO. SD-76145-001 SHEET NO. 3 OF 3		
		4 PLACES ± --- ± ---			CHECKED BY JLAURX	DATE 2007/12/26			
		3 PLACES ± --- ± ---			APPROVED BY JLAURX	DATE 2010/02/22			
2 PLACES ± 0.13 ± ---									
			1 PLACE ± 0.25 ± ---						
			0 PLACE ± --- ± ---						
			ANGULAR ± 1/2°		MATERIAL NO.		DOCUMENT NO.		
			DRAFT WHERE APPLICABLE MUST REMAIN WITHIN DIMENSIONS		SEE TABLE		SD-76145-001		
					SIZE C		THIS DRAWING CONTAINS INFORMATION THAT IS PROPRIETARY TO MOLEX INCORPORATED AND SHOULD NOT BE USED WITHOUT WRITTEN PERMISSION		