

## Excellent Integrated System Limited

Stocking Distributor

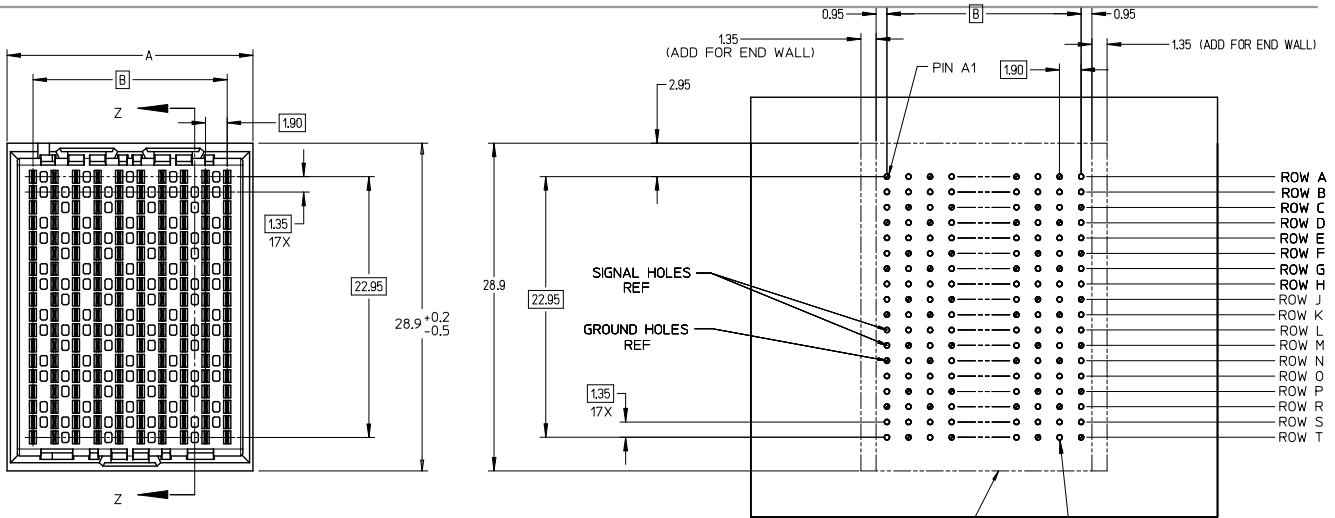
Click to view price, real time Inventory, Delivery & Lifecycle Information:

[Molex Connector Corporation](#)

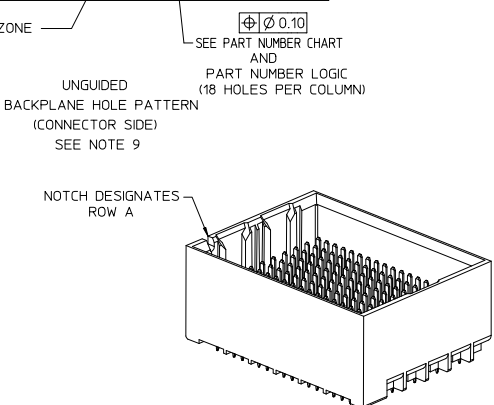
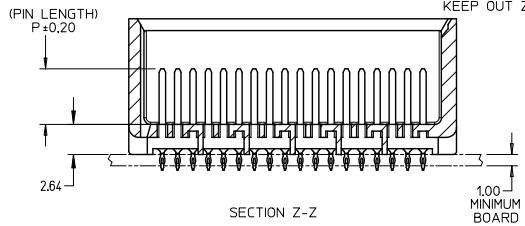
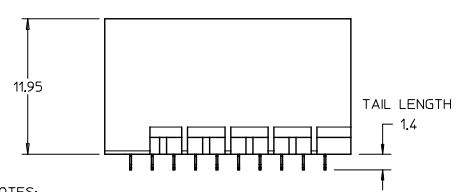
[0761450628](#)

For any questions, you can email us directly:

[sales@integrated-circuit.com](mailto:sales@integrated-circuit.com)



- ROW A
- ROW B
- ROW C
- ROW D
- ROW E
- ROW F
- ROW G
- ROW H
- ROW J
- ROW K
- ROW L
- ROW M
- ROW N
- ROW O
- ROW P
- ROW R
- ROW S
- ROW T

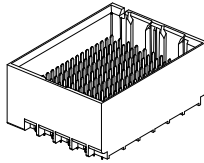


- NOTES:
1. MATERIALS: HOUSING - LIQUID CRYSTAL POLYMER (LCP) GLASS-FILLED, UL94V-0  
TERMINALS - HIGH PERFORMANCE COPPER ALLOY
  2. FINISH: 30µ MIN GOLD IN CONTACT AREA, SELECTIVE TIN ON PCB TAILS, NICKEL OVERALL.
  3. REFER TO MOLEX PRODUCT SPECIFICATION PS-76060-999 FOR PERFORMANCE SPECIFICATIONS AND ADDITIONAL PCB INFORMATION.
  4. THIS PART CONFORMS TO CLASS B REQUIREMENTS OF MOLEX COSMETIC SPEC PS-45499-002.
  5. PARTS PACKAGED PER PK-70873-7703.
  6. SEE SHEETS 2 & 3 FOR PART NUMBERS AND BOARD RELATIONSHIPS.
  7. MATES WITH IMPACT DC SERIES NO. 76150.
  8. REFER TO MOLEX PCB ROUTING GUIDE AS-76060-990 FOR ANTI PAD AND ROUTING RECOMMENDATIONS.
  9. \*THESE DIMENSIONS REPRESENT THE AREA NEEDED TO ACCOMMODATE CONNECTOR INSERTION AND REPAIR ON THE PC BOARD. THIS IS REFERRED TO AS THE 'CONNECTOR KEEP OUT ZONE' AND DOES NOT REPRESENT THE ACTUAL PERIMETER OF THE CONNECTOR. WHEN LAYING OUT A PC BOARD FOR CONNECTORS STACK TOGETHER, USE A 1.9mm PROGRESSION.\*

REVISED (MINOR) EC NO: UCP2014-0687 DRAWN: B INGRAM 2013/08/25 CHKD: LAURX 2013/08/25 APPR: LAURX 2013/09/25 DESCRIPTION G1 REV	QUALITY SYMBOLS	GENERAL TOLERANCES (UNLESS SPECIFIED)	DIMENSION STYLE MM ONLY	SCALE 4:1	DESIGN UNITS METRIC	THIRD ANGLE PROJECTION	
	4 PLACES ± --- ± --- 3 PLACES ± --- ± --- 2 PLACES ± 0.13 ± --- 1 PLACE ± 0.25 ± --- 0 PLACE ± ±	mm INCH ± --- ± --- ± --- ± --- ± --- ± --- ± --- ± ---	DRAWN BY MSANDBERG CHECKED BY JLAURX APPROVED BY JLAURX DATE 2007/12/26 DATE 2007/12/26 DATE 2010/02/22	TITLE	IMPACT 6 PAIR HEADER UNGUIDED ASSEMBLY SALES DRAWING	molex DOCUMENT NO. SD-76145-001 SHEET NO. 1 OF 3	
	ANGULAR ± 1/2° DRAFT WHERE APPLICABLE MUST REMAIN WITHIN DIMENSIONS	SEE TABLE SIZE C	THIS DRAWING CONTAINS INFORMATION THAT IS PROPRIETARY TO MOLEX INCORPORATED AND SHOULD NOT BE USED WITHOUT WRITTEN PERMISSION				

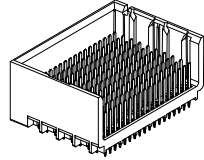
PART NUMBER TABLE

MATERIAL NUMBER	# OF COLUMNS	# OF DIFF PAIR	DIM 'A'	DIM 'B'	DUAL END WALL OPTION
76145-12*	10	60	21,7	17,10	
76145-172*	14	84	29,3	24,70	
76145-162*	16	96	33,1	28,50	



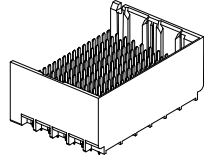
DUAL END WALL OPTION

MATERIAL NUMBER	# OF COLUMNS	# OF DIFF PAIR	DIM 'A'	DIM 'B'	LEFT END WALL OPTION
76145-11*	10	60	20,3	17,10	
76145-171*	14	84	27,9	24,70	
76145-161*	16	96	31,7	28,50	



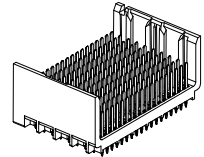
LEFT END WALL OPTION

MATERIAL NUMBER	# OF COLUMNS	# OF DIFF PAIR	DIM 'A'	DIM 'B'	RIGHT END WALL OPTION
76145-13*	10	60	20,3	17,10	
76145-173*	14	84	27,9	24,70	
76145-163*	16	96	31,7	28,50	



RIGHT END WALL OPTION

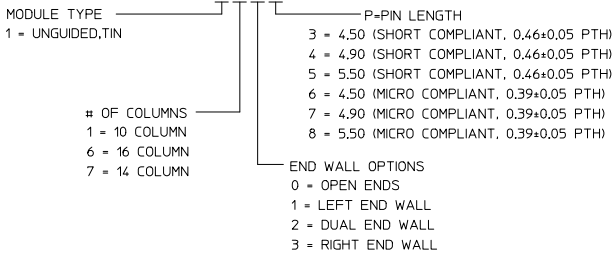
MATERIAL NUMBER	# OF COLUMNS	# OF DIFF PAIR	DIM 'A'	DIM 'B'	OPEN WALL OPTION
76145-10*	10	60	18,9	17,10	
76145-170*	14	84	26,5	24,70	
76145-160*	16	96	30,3	28,50	



OPEN WALL OPTION

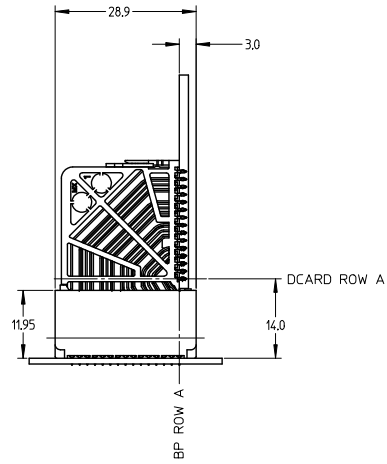
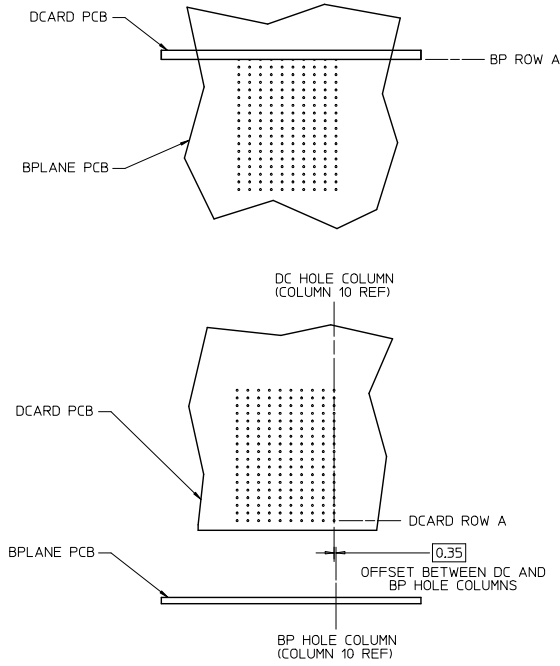
PART NUMBER LOGIC

76145-\*\*\*



QUALITY SYMBOLS	GENERAL TOLERANCES (UNLESS SPECIFIED)		DIMENSION STYLE		SCALE	DESIGN UNITS	THIRD ANGLE PROJECTION
	mm	INCH	MM ONLY	DATE	2:1	METRIC	
▽=0	4 PLACES ±---	±---	DRAWN BY	DATE	TITLE IMPACT 6 PAIR HEADER UNGUIDED ASSEMBLY SALES DRAWING 		
▽=0	3 PLACES ±---	±---	CHECKED BY	DATE			
▽=0	2 PLACES ±0.13	±---	APPROVED BY	DATE			
▽=0	1 PLACE ±0.25	±---					
	0 PLACE ±	±	MATERIAL NO.	2010/02/22	DOCUMENT NO.	SD-76145-001	
DRAFT WHERE APPLICABLE MUST REMAIN WITHIN DIMENSIONS			SEE TABLE		SHEET NO. 2 OF 3		
THIS DRAWING CONTAINS INFORMATION THAT IS PROPRIETARY TO MOLEX INCORPORATED AND SHOULD NOT BE USED WITHOUT WRITTEN PERMISSION							

IMPACT 6 PAIR  
BOARD RELATIONSHIPS



SEE SHEET 1 EC NO: UCP2014-0887 DRAWN: BINGHAM 2013/08/29 CHKD: LAURX 2013/08/29 APPR: LAURX 2013/09/25	QUALITY SYMBOLS ∇=0 ∇=0 ∇=0	GENERAL TOLERANCES (UNLESS SPECIFIED)		DIMENSION STYLE MM ONLY		SCALE 2:1	DESIGN UNITS METRIC	THIRD ANGLE PROJECTION
		4 PLACES ± --- ± ---	DRAWN BY MSANDBERG	DATE 2007/12/26	TITLE IMPACT 6 PAIR HEADER UNGUIDED ASSEMBLY SALES DRAWING <b>molex</b>			
		3 PLACES ± --- ± ---	CHECKED BY JLAURX	DATE 2007/12/26				
		2 PLACES ± 0.13 ± ---	APPROVED BY JLAURX	DATE 2010/02/22				
1 PLACE ± 0.25 ± ---	MATERIAL NO.		DOCUMENT NO. SD-76145-001	SHEET NO. 3 OF 3				
0 PLACE ± ±	ANGULAR ± 1/2°		DRAFT WHERE APPLICABLE MUST REMAIN WITHIN DIMENSIONS			THIS DRAWING CONTAINS INFORMATION THAT IS PROPRIETARY TO MOLEX INCORPORATED AND SHOULD NOT BE USED WITHOUT WRITTEN PERMISSION		