

Excellent Integrated System Limited

Stocking Distributor

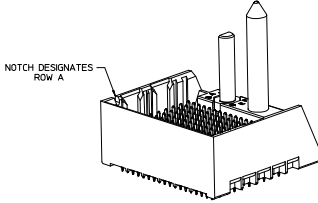
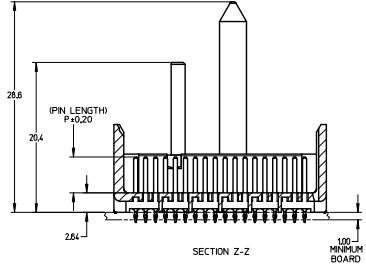
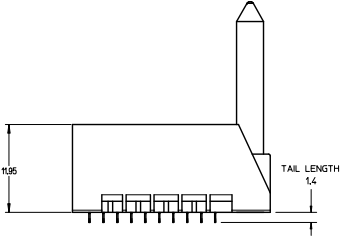
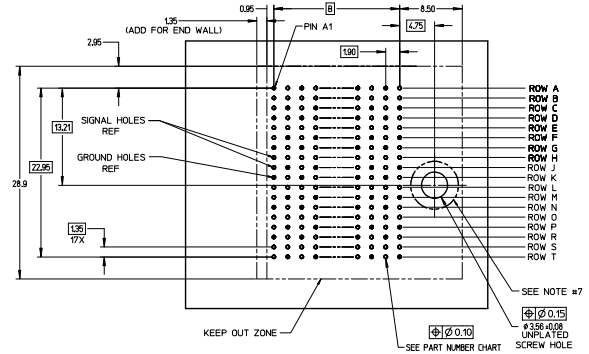
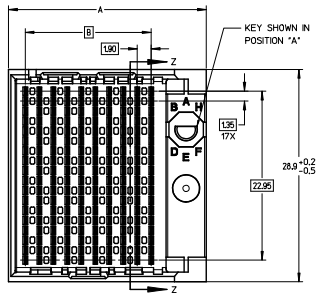
Click to view price, real time Inventory, Delivery & Lifecycle Information:

[Molex Connector Corporation](#)

[0761455103](#)

For any questions, you can email us directly:

sales@integrated-circuit.com



- NOTES:
1. MATERIALS: HOUSING - LIQUID CRYSTAL POLYMER (LCP) GLASS-FILLED, UL94V-0
TERMINALS - HIGH PERFORMANCE COPPER ALLOY
 2. FINISH: 30μ MIN GOLD IN CONTACT AREA.
SELECTIVE TIN ON PCB TAILS.
NICKEL OVERALL
 3. REFER TO MOLEX PRODUCT SPECIFICATION PS-76060-999 FOR PERFORMANCE SPECIFICATIONS AND ADDITIONAL PCB INFORMATION.
 4. THIS PART CONFORMS TO CLASS B REQUIREMENTS OF MOLEX COSMETIC SPEC PS-45499-002.
 5. PACKAGE PER: PK-70873-760.
 6. SEE SHEETS 2 & 3 FOR PART NUMBERS AND BOARD RELATIONSHIPS.
 7. FOR GROUNDED GUIDE PINS USE DIA. 3.56 +/-0.08 (PTH) DIA. 3.66 (DRILL) AND DIA 6.5 (PAD).
 8. MATES WITH IMPACT DC SERIES NO. 76150.
 9. KEEP OUT ZONE FOR BP HOUSING LENGTH INCLUDES AN ADDITIONAL 10MM TO ACCOMMODATE FOR SPACE REQUIRED BY DC FRONT HOUSING.
 10. REFER TO MOLEX PCB ROUTING GUIDE AS-76060-990 FOR ANTIPAD AND ROUTING RECOMMENDATIONS.
 11. CONNECTORS SUPPLIED WITH A 2-56 UNC-2A SCREW.
 12. *THESE DIMENSIONS REPRESENT THE AREA NEEDED TO ACCOMMODATE CONNECTOR INSERTION AND REPAIR ON THE PC BOARD. THIS IS REFERRED TO AS THE "CONNECTOR KEEP OUT ZONE" AND DOES NOT REPRESENT THE ACTUAL PERIMETER OF THE CONNECTOR, WHEN LAYING OUT A PC BOARD FOR CONNECTORS STACKED TOGETHER, USE A 19mm PROGRESSION.*

REVISED (NUMBER) EC NO. LCP/2014-0887 DRAWN BY: B. INGRAM 2010/08/25 CHECKED BY: J. LAURX 2010/07/25 APPROVED BY: J. LAURX 2010/07/25 DATE	QUALITY SYMBOLS	GENERAL TOLERANCES (UNLESS SPECIFIED)	DIMENSION STYLE	SCALE	DESIGN UNITS	THIRD ANGLE PROJECTION	
	$\nabla=0$ $\nabla=0$ $\nabla=0$	4 PLACES ±--- 3 PLACES ±--- 2 PLACES ±0.13 1 PLACE ±0.25 0 PLACE ±	mm INCH MSANDBERG J. LAURX J. LAURX	DATE 2007/12/26 DATE 2007/12/26 DATE 2010/02/22	4:1	METRIC	
	ANGULAR ±1/2° DRAFT WHERE APPLICABLE MUST REMAIN WITHIN DIMENSIONS	MATERIAL NO. SEE TABLE	DOCUMENT NO. SD-76145-003	SHEET NO. 1 OF 3	molex IMPACT 6 PAIR HEADER RIGHT GUIDED ASSEMBLY SALES DRAWING		
	THIS DRAWING CONTAINS INFORMATION THAT IS PROPRIETARY TO MOLEX INCORPORATED AND SHOULD NOT BE USED WITHOUT WRITTEN PERMISSION						

PART NUMBER LOGIC

76145-***

MODULE TYPE
 5 = GUIDE RIGHT, TIN
 9 = GUIDE RIGHT END WALL, TIN

OF COLUMNS
 1 = 10 COLUMN
 6 = 16 COLUMN
 7 = 14 COLUMN

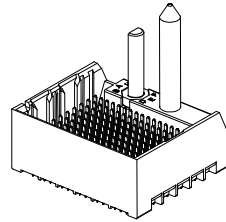
PIN LENGTH (P)
 3 = 4.50 (SHORT COMPLIANT, 0.46±0.05 PTH)
 4 = 4.90 (SHORT COMPLIANT, 0.46±0.05 PTH)
 5 = 5.50 (SHORT COMPLIANT, 0.46±0.05 PTH)
 6 = 4.50 (MICRO COMPLIANT, 0.39±0.05 PTH)
 7 = 4.90 (MICRO COMPLIANT, 0.39±0.05 PTH)
 8 = 5.50 (MICRO COMPLIANT, 0.39±0.05 PTH)

KEY ORIENTATION
 0 = NO KEY
 1 = A
 2 = B
 3 = C
 4 = D
 5 = E
 6 = F
 7 = G
 8 = H

PART NUMBER TABLE

MATERIAL NUMBER	# OF COLUMNS	# OF DIFF PAIR	DIM 'A'	DIM 'B'
76145-#1**	10	60	26.9	17.10
76145-#7**	14	84	34.5	24.70
76145-#6**	16	96	38.3	28.50

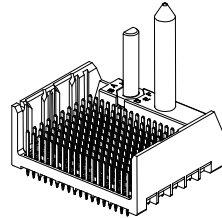
GUIDE RIGHT
 END WALL
 OPTION



GUIDE RIGHT
 END WALL
 OPTION

MATERIAL NUMBER	# OF COLUMNS	# OF DIFF PAIR	DIM 'A'	DIM 'B'
76145-#1**	10	60	25.5	17.10
76145-#7**	14	84	33.1	24.70
76145-#6**	16	96	36.9	28.50

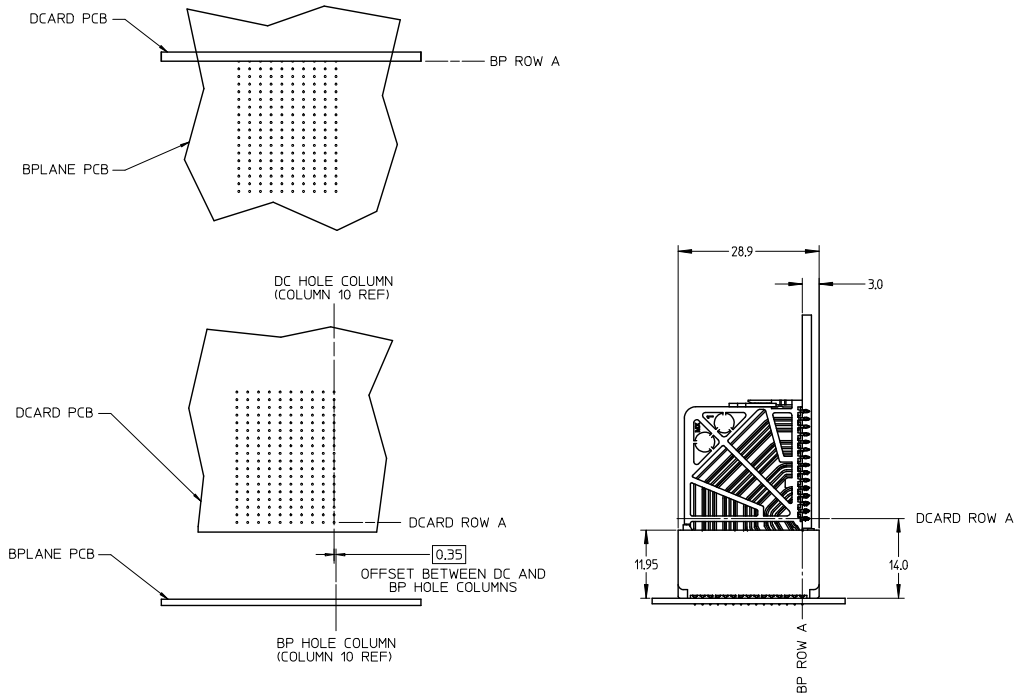
GUIDE RIGHT
 OPEN WALL
 OPTION



GUIDE RIGHT
 OPEN WALL
 OPTION

SEE SHEET 1 EC NO: UCP2014-0887 DRAWN BY: BINGHAN CHKD: JLAURX APPR: JLAURX 2013/08/25 2013/08/25 2013/09/25	QUALITY SYMBOLS ∇=0 ∇=0 ∇=0	GENERAL TOLERANCES (UNLESS SPECIFIED)		DIMENSION STYLE MM ONLY		SCALE 2:1	DESIGN UNITS METRIC	THIRD ANGLE PROJECTION	
		4 PLACES ±	mm	INCH	DRAWN BY	DATE	TITLE IMPACT 6 PAIR HEADER RIGHT GUIDED ASSEMBLY SALES DRAWING 		
		3 PLACES ±			CHECKED BY	DATE			
		2 PLACES ±0.13			APPROVED BY	DATE			
1 PLACE ±0.25			JLAURX	2010/02/22					
0 PLACE ±					MATERIAL NO. SEE TABLE	DOCUMENT NO. SD-76145-003	SHEET NO. 2 OF 3		
DRAFT WHERE APPLICABLE MUST REMAIN WITHIN DIMENSIONS		THIS DRAWING CONTAINS INFORMATION THAT IS PROPRIETARY TO MOLEX INCORPORATED AND SHOULD NOT BE USED WITHOUT WRITTEN PERMISSION							

IMPACT 6 PAIR
BOARD RELATIONSHIPS



SEE SHEET 1 IEC NO: UCP2014-0887 DRAWN: B INGHAM 2013/08/29 CHKD: JLAURX 2013/08/29 APPR: JLAURX 2013/09/25	QUALITY SYMBOLS ∇=0 ∇=0 ∇=0	GENERAL TOLERANCES (UNLESS SPECIFIED)		DIMENSION STYLE MM ONLY		SCALE 2:1	DESIGN UNITS METRIC	THIRD ANGLE PROJECTION
		4 PLACES ± --- ± --- 3 PLACES ± --- ± --- 2 PLACES ± 0.13 ± --- 1 PLACE ± 0.25 ± --- 0 PLACE ± ±	mm INCH --- --- --- --- --- --- --- --- --- ---	DRAWN BY MSANDBERG	DATE 2007/12/26	TITLE IMPACT 6 PAIR HEADER RIGHT GUIDED ASSEMBLY SALES DRAWING		molex
G1	REV	ANGULAR ±1/2°		MATERIAL NO.		DOCUMENT NO.		SHEET NO.
		DRAFT WHERE APPLICABLE MUST REMAIN WITHIN DIMENSIONS		SEE TABLE		SD-76145-003		3 OF 3
THIS DRAWING CONTAINS INFORMATION THAT IS PROPRIETARY TO MOLEX INCORPORATED AND SHOULD NOT BE USED WITHOUT WRITTEN PERMISSION				SIZE C		THIS DRAWING CONTAINS INFORMATION THAT IS PROPRIETARY TO MOLEX INCORPORATED AND SHOULD NOT BE USED WITHOUT WRITTEN PERMISSION		