

Excellent Integrated System Limited

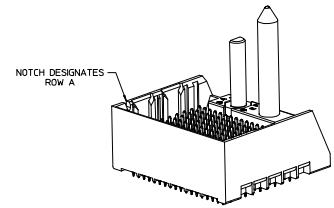
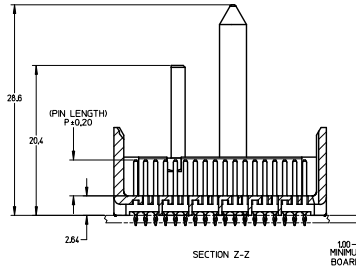
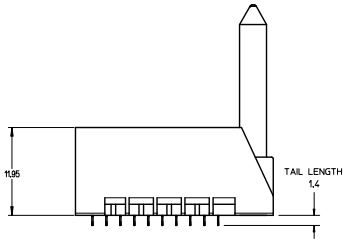
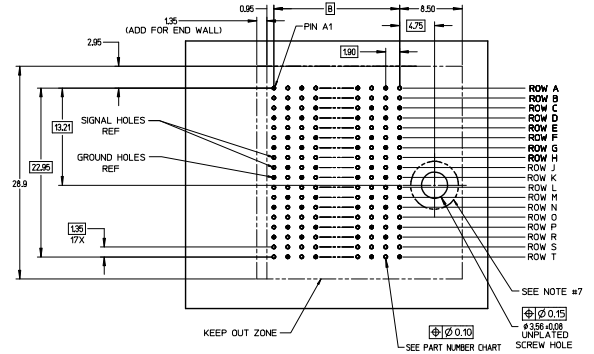
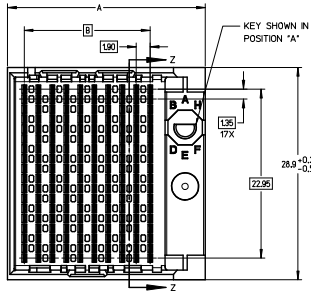
Stocking Distributor

Click to view price, real time Inventory, Delivery & Lifecycle Information:

[Molex Connector Corporation](#)
[0761458603](#)

For any questions, you can email us directly:

sales@integrated-circuit.com



NOTES:

1. MATERIALS: HOUSING - LIQUID CRYSTAL POLYMER (LCP)
GLASS-FILLED, UL94V-0
TERMINALS - HIGH PERFORMANCE COPPER ALLOY
2. FINISH: 30µ MIN GOLD IN CONTACT AREA.
SELECTIVE TIN ON PCB TAILS.
NICKEL OVERALL
3. REFER TO MOLEX PRODUCT SPECIFICATION PS-76060-999
FOR PERFORMANCE SPECIFICATIONS AND ADDITIONAL PCB INFORMATION.
4. THIS PART CONFORMS TO CLASS B REQUIREMENTS OF
MOLEX COSMETIC SPEC PS-45499-002.
5. PACKAGE PER: PK-70873-760.
6. SEE SHEETS 2 & 3 FOR PART NUMBERS AND BOARD RELATIONSHIPS.
7. FOR GROUNDED GUIDE PINS USE DIA. 3.56 +/-0.08 (PTH)
DIA. 3.66 (DRILL) AND DIA 6.5 (PAD).
8. MATES WITH IMPACT DC SERIES NO. 76150.
9. KEEP OUT ZONE FOR BP HOUSING LENGTH INCLUDES AN ADDITIONAL 10MM
TO ACCOMMODATE FOR SPACE REQUIRED BY DC FRONT HOUSING.
10. REFER TO MOLEX PCB ROUTING GUIDE AS-76060-990 FOR ANTIPAD AND ROUTING RECOMMENDATIONS.
11. CONNECTORS SUPPLIED WITH A 2-56 UNC-2A SCREW.
12. *THESE DIMENSIONS REPRESENT THE AREA NEEDED TO ACCOMMODATE CONNECTOR INSERTION AND
REPAIR ON THE PC BOARD. THIS IS REFERRED TO AS THE "CONNECTOR KEEP OUT ZONE" AND
DOES NOT REPRESENT THE ACTUAL PERIMETER OF THE CONNECTOR, WHEN LAYING OUT A PC BOARD
FOR CONNECTORS STACKED TOGETHER, USE A 19mm PROGRESSION.*

REVISIONS EC NO. LCP/2014-0887 2013/08/25 DRAWN: B.INGHAM 2013/08/25 CHECKED: J.LAURX 2013/08/25 APPROVED: J.LAURX 2013/09/12 DESIGNED: J.LAURX 2013/09/12	QUALITY SYMBOLS	GENERAL TOLERANCES (UNLESS SPECIFIED)	DIMENSION STYLE	SCALE	DESIGN UNITS	THIRD ANGLE PROJECTION
	∇=0	4 PLACES ±--- mm INCH	MM ONLY	4:1	METRIC	⊙
	∇=0	3 PLACES ±--- mm INCH	DRAWN BY MSANDBERG DATE 2007/12/26			
	∇=0	2 PLACES ±0.13 mm INCH	CHECKED BY J.LAURX DATE 2007/12/26			
		1 PLACE ±0.25 mm INCH	APPROVED BY J.LAURX DATE 2010/02/22			
		0 PLACE ±--- mm INCH	PATERIAL NO.			
		ANGULAR ±1/2°	SEE TABLE	DOCUMENT NO.	SD-76145-003	SHEET NO. 1 OF 3
		DRAFT WHERE APPLICABLE MUST REMAIN WITHIN DIMENSIONS	SIZE D	THIS DRAWING CONTAINS INFORMATION THAT IS PROPRIETARY TO MOLEX INCORPORATED AND SHOULD NOT BE USED WITHOUT WRITTEN PERMISSION		

PART NUMBER LOGIC

76145-***

MODULE TYPE
 5 = GUIDE RIGHT, TIN
 9 = GUIDE RIGHT END WALL, TIN

OF COLUMNS
 1 = 10 COLUMN
 6 = 16 COLUMN
 7 = 14 COLUMN

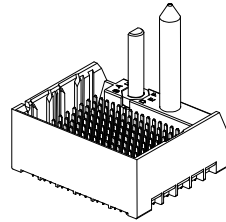
PIN LENGTH (P)
 3 = 4.50 (SHORT COMPLIANT, 0.46±0.05 PTH)
 4 = 4.90 (SHORT COMPLIANT, 0.46±0.05 PTH)
 5 = 5.50 (SHORT COMPLIANT, 0.46±0.05 PTH)
 6 = 4.50 (MICRO COMPLIANT, 0.39±0.05 PTH)
 7 = 4.90 (MICRO COMPLIANT, 0.39±0.05 PTH)
 8 = 5.50 (MICRO COMPLIANT, 0.39±0.05 PTH)

KEY ORIENTATION
 0 = NO KEY
 1 = A
 2 = B
 3 = C
 4 = D
 5 = E
 6 = F
 7 = G
 8 = H

PART NUMBER TABLE

MATERIAL NUMBER	# OF COLUMNS	# OF DIFF PAIR	DIM 'A'	DIM 'B'
76145-#1**	10	60	26.9	17.10
76145-#7**	14	84	34.5	24.70
76145-#6**	16	96	38.3	28.50

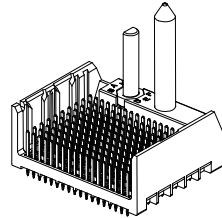
GUIDE RIGHT
 END WALL
 OPTION



GUIDE RIGHT
 END WALL
 OPTION

MATERIAL NUMBER	# OF COLUMNS	# OF DIFF PAIR	DIM 'A'	DIM 'B'
76145-#1**	10	60	25.5	17.10
76145-#7**	14	84	33.1	24.70
76145-#6**	16	96	36.9	28.50

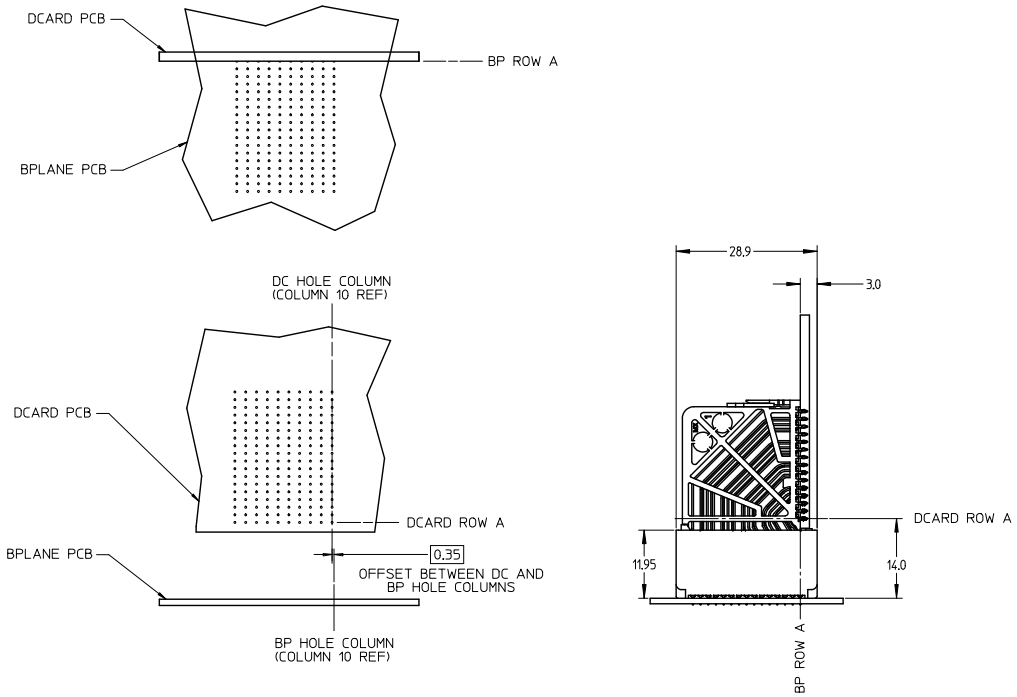
GUIDE RIGHT
 OPEN WALL
 OPTION



GUIDE RIGHT
 OPEN WALL
 OPTION

SEE SHEET 1 EC NO: UCP2014-0887 DRAWN BY: BINGHAI CHKD: JLAURX APPR: JLAURX 2013/08/25 2013/08/25 2013/09/25	QUALITY SYMBOLS ∇=0 ∇=0 ∇=0	GENERAL TOLERANCES (UNLESS SPECIFIED)		DIMENSION STYLE MM ONLY		SCALE 2:1	DESIGN UNITS METRIC	THIRD ANGLE PROJECTION	
		4 PLACES ± --- ± ---	mm	INCH	DRAWN BY	DATE	TITLE IMPACT 6 PAIR HEADER RIGHT GUIDED ASSEMBLY SALES DRAWING molex MATERIAL NO. SD-76145-003 DOCUMENT NO. SHEET NO. 2 OF 3		
		3 PLACES ± --- ± ---			CHECKED BY	DATE			
		2 PLACES ± 0.13 ± ---			APPROVED BY	DATE			
1 PLACE ± 0.25 ± ---			JLAURX	2010/02/22					
		0 PLACE ± ±							
		ANGULAR ± 1/2°		SEE TABLE					
DRAFT WHERE APPLICABLE MUST REMAIN WITHIN DIMENSIONS		THIS DRAWING CONTAINS INFORMATION THAT IS PROPRIETARY TO MOLEX INCORPORATED AND SHOULD NOT BE USED WITHOUT WRITTEN PERMISSION							

IMPACT 6 PAIR
BOARD RELATIONSHIPS



SEE SHEET 1 IEC NO: UCP2014-0887 DRAWN: B INGHAM 2013/08/25 CHKD: JLAURX 2013/08/25 APPR: JLAURX 2013/09/25	QUALITY SYMBOLS ∇=0 ∇=0 ∇=0	GENERAL TOLERANCES (UNLESS SPECIFIED)		DIMENSION STYLE MM ONLY		SCALE 2:1	DESIGN UNITS METRIC	THIRD ANGLE PROJECTION	
		4 PLACES ± --- ± --- 3 PLACES ± --- ± --- 2 PLACES ± 0.13 ± --- 1 PLACE ± 0.25 ± --- 0 PLACE ± ±	mm INCH ± --- ± --- ± --- ± --- ± --- ± --- ± --- ± ---	DRAWN BY MSANDBERG	DATE 2007/12/26	TITLE IMPACT 6 PAIR HEADER RIGHT GUIDED ASSEMBLY SALES DRAWING		molex	
G1	REV	ANGULAR ± 1/2° DRAFT WHERE APPLICABLE MUST REMAIN WITHIN DIMENSIONS		MATERIAL NO. SEE TABLE		DOCUMENT NO. SD-76145-003		THIS DRAWING CONTAINS INFORMATION THAT IS PROPRIETARY TO MOLEX INCORPORATED AND SHOULD NOT BE USED WITHOUT WRITTEN PERMISSION	