

## Excellent Integrated System Limited

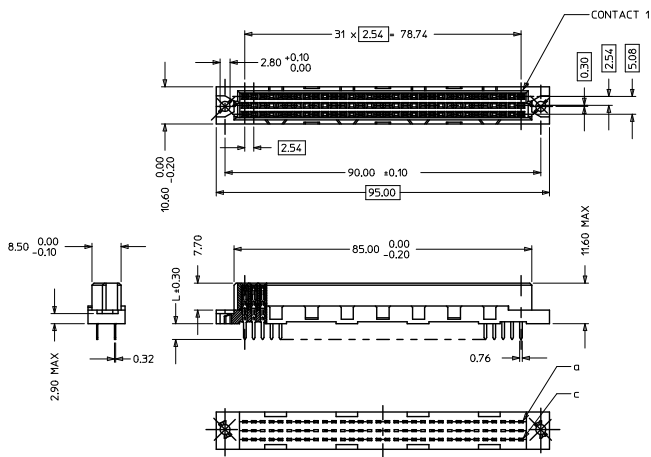
Stocking Distributor

Click to view price, real time Inventory, Delivery & Lifecycle Information:

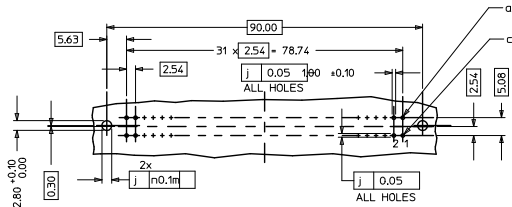
[Molex Connector Corporation](#)  
[0850421213](#)

For any questions, you can email us directly:

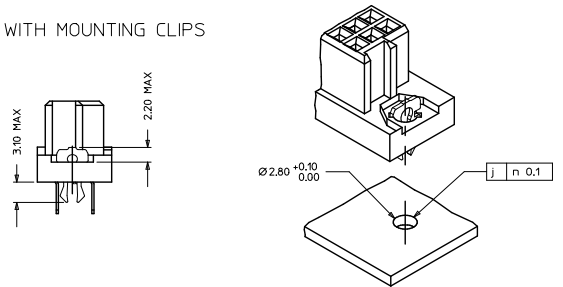
[sales@integrated-circuit.com](mailto:sales@integrated-circuit.com)



RECOMMENDED PCB LAYOUT  
COMPONENT SIDE



WITH MOUNTING CLIPS



NOTES:

1) MATERIALS: THERMOPLASTIC POLYESTER/GLASS FILLED.  
UL94V-0 COLOUR: PEBBLE GREY/RAL 7032  
TERMINAL - PHOSPHOR BRONZE  
MOUNTING CLIP: STEEL

2) FINISH: TERMINAL:-  
CONTACT AREA  
A. PERFORMANCE LEVEL 1: SELECTIVE GOLD (Au),  
THICKNESS = 127 MICROMETER OVER NICKEL  
THICKNESS = 18 MICROMETER  
B. PERFORMANCE LEVEL 2: SELECTIVE GOLD (Au),  
THICKNESS = 0.8 MICROMETER OVER NICKEL  
THICKNESS = 18 MICROMETER  
C. PERFORMANCE LEVEL 3: SELECTIVE GOLD (Au),  
THICKNESS = 0.3 MICROMETER OVER NICKEL.  
THICKNESS = 18 MICROMETER.

TERMINATION AREA:  
SELECTIVE TIN, THICKNESS = 5 MICROMETER  
OVER NICKEL, THICKNESS 18 MICROMETER OVERALL.

3). MOUNTING CLIP:  
TIN (Sn), THICKNESS = 5-10 MICROMETER OVER NICKEL (Ni)  
THICKNESS = 2.5 MICROMETER.

4). FOR NON MOUNTING CLIP OPTION, CONNECTOR TO BE SECURED WITH  
RIVETS: 2 TABULAR RIVETS 2.5 X 0.3 \_DIN 7340  
SCREWS: 2 CHEESEHEAD SCREWS M2.5 X \_DIN 84 AND  
2 HEXAGONAL NUTS M2.5 DIN 934.

5). MATERIAL No. BATCH CODE, UL AND CSA MARKING TO BE PRINTED  
ON THE CONNECTOR.

6). CUT FACES OF TIP WITHOUT PLATING PERMITTED.

EC NO: 12010-0265	2009/12/11	DRMNS01	2009/12/28	CHIKKIPRASAD	2010/01/06	APPR.KPRASAD
2	REV	DESCRIPTION				

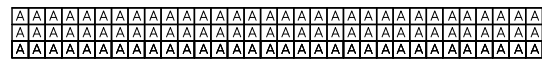
QUALITY SYMBOLS	
▽=0	
▽=0	

GENERAL TOLERANCES (UNLESS SPECIFIED)	
mm	INCH
4 PLACES ±0.005	±---
3 PLACES ±0.1	±---
2 PLACES ±0.15	±---
1 PLACE	±---
ANGULAR ± 2 °	

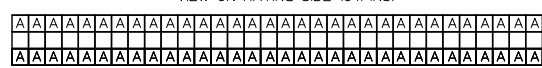
DIMENSION STYLE MM ONLY	SCALE 4:1	DESIGN UNITS METRIC	THIRD ANGLE PROJECTION
DRAWN BY PRASHANT	DATE 2004/12/07	TITLE ASSEMBLY, DIN 41612 C FEMALE, 96 POS	
CHECKED BY SSUDHIR	DATE 2004/12/07	MOLEX INCORPORATED	
APPROVED BY SSUDHIR	DATE 2004/12/07	DOCUMENT NO. SD-85042-001	SHEET NO. 1 OF 2
DRAFT WHERE APPLICABLE MUST REMAIN WITHIN DIMENSIONS			
SEE CHART THIS DRAWING CONTAINS INFORMATION THAT IS PROPRIETARY TO MOLEX INCORPORATED AND SHOULD NOT BE USED WITHOUT WRITTEN PERMISSION			

MATERIAL No	PERF LEVEL	PLATING	CONTACT SEQUENCE/ROW	DIM "L" mm	MOUNTING CLIP NO.	FLUX PROOF
850421249	1	Au+Ni	1,2,3...32 a+c	4,5	NO	NO
850420385	2	Au+Ni	1,2,3...32 a+b+c	2,9	NO	NO
850420191	2	Au+Ni	1,2,3...32 a+c	4,5	NO	NO
850420270	2	Au+Ni	1,2,3...32 a+b+c	4,5	NO	NO
850420397	2	Au+Ni	2,4,6...32 a+c	4,5	NO	NO
850421043	1	Au+Ni	1,2,3...32 a+b+c	4,5	NO	NO
850421079	2	Au+Ni	1,2,3...32 a+b+c	2,9	YES	NO
850421213	2	Au+Ni	1,2,3...32 a+b+c	4,5	YES	NO
850421304	1	Au+Ni	1,2,3...32 a+b+c	2,9	NO	NO
850422347	2	Au+Ni	1,2,3...32 a+b+c	2,9	NO	YES
850422529	2	Au+Ni	1,2,3...32 a+c	2,9	YES	NO
850423316	2	Au+Ni	2,4,6...32 a+c	2,9	YES	YES
850424696	2	Au+Ni	1,2,3...32 a+c	4,5	YES	NO
850424763	2	Au+Ni	2,4,6...32 a+c	2,9	NO	NO
850426232	2	Au+Ni	1,2,3...32 a+b+c	4,5	YES	NO
850429017	3	Au+Ni	1,2,3...32 a+b+c	4,5	YES	NO

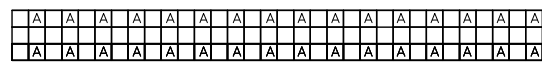
VIEW ON MATING SIDE (96PINS)



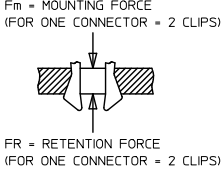
VIEW ON MATING SIDE (64PINS)



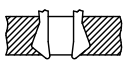
VIEW ON MATING SIDE (32PINS)



CLIPS SNAP UNDER  
PC - BOARD OF  
1.5 to 1.8 mm  
Fm <= 60N  
Fr >= 20N  
Fr >= 200N, WHEN  
SOLDERED IN  
PLATED - THROUGH  
FIXING HOLES



CLIPS STICK IN  
FIXING HOLE OF  
PC - BOARDS  
OVER 1.8 mm  
Fm <= 60N  
FR >= 16N



IEC NO: 12010-0265 2009/12/11 DRWNS01 CHIKKIRASAD 2009/12/28 APPR:KIRASAD 2010/01/06	QUALITY SYMBOLS	GENERAL TOLERANCES (UNLESS SPECIFIED)	DIMENSION STYLE	SCALE	DESIGN UNITS	THIRD ANGLE PROJECTION
	▽=0 ∇=0	mm INCH 4 PLACES ±--- ±--- 3 PLACES ±0.05 ±--- 2 PLACES ±0.1 ±--- 1 PLACE ±0.15 ±--- ANGULAR ± 2 °	MM ONLY	4:1	METRIC	DRAWN BY PRASHANT 2004/12/07 CHECKED BY PRASHANT 2004/12/07 APPROVED BY PRASHANT 2004/12/07 MATERIAL NO. SEE CHART SIZE A2