

Excellent Integrated System Limited

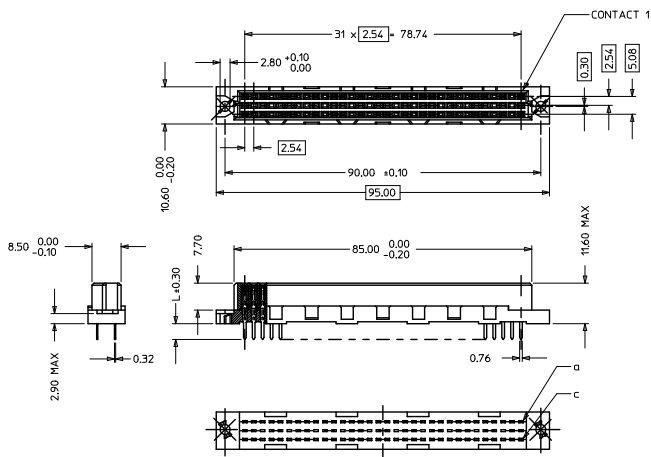
Stocking Distributor

Click to view price, real time Inventory, Delivery & Lifecycle Information:

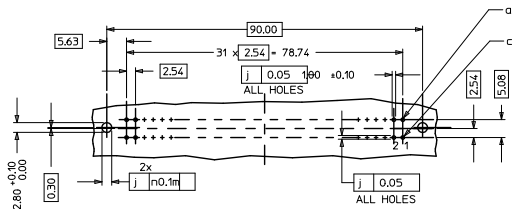
[Molex Connector Corporation](#)
[0850426232](#)

For any questions, you can email us directly:

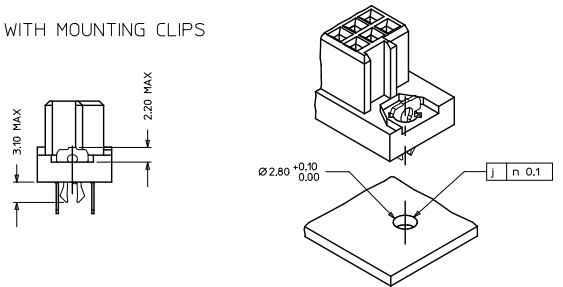
sales@integrated-circuit.com



RECOMMENDED PCB LAYOUT
COMPONENT SIDE



WITH MOUNTING CLIPS



NOTES:

1) MATERIALS: THERMOPLASTIC POLYESTER/GLASS FILLED.
UL94V-0 COLOUR: PEBBLE GREY/RAL 7032
TERMINAL - PHOSPHOR BRONZE
MOUNTING CLIP: STEEL

2) FINISH: TERMINAL:-

CONTACT AREA

A. PERFORMANCE LEVEL 1: SELECTIVE GOLD (Au),
THICKNESS = 127 MICROMETER OVER NICKEL
THICKNESS = 18 MICROMETER

B. PERFORMANCE LEVEL 2: SELECTIVE GOLD (Au),
THICKNESS = 0.8 MICROMETER OVER NICKEL
THICKNESS = 18 MICROMETER

C. PERFORMANCE LEVEL 3: SELECTIVE GOLD (Au),
THICKNESS = 0.3 MICROMETER OVER NICKEL.
THICKNESS = 18 MICROMETER.

TERMINATION AREA:

SELECTIVE TIN, THICKNESS = 5 MICROMETER
OVER NICKEL, THICKNESS 18 MICROMETER OVERALL.

3). MOUNTING CLIP:

TIN (Sn), THICKNESS = 5-10 MICROMETER OVER NICKEL (Ni)
THICKNESS = 2.5 MICROMETER.

4). FOR NON MOUNTING CLIP OPTION, CONNECTOR TO BE SECURED WITH
RIVETS: 2 TABULAR RIVETS 2.5 X 0.3 _DIN 7340
SCREWS: 2 CHEESEHEAD SCREWS M2.5 X _DIN 84 AND
2 HEXAGONAL NUTS M2.5 DIN 934.

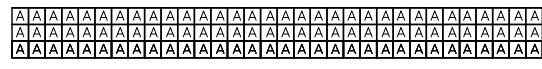
5). MATERIAL NO. BATCH CODE, UL AND CSA MARKING TO BE PRINTED
ON THE CONNECTOR.

6). CUT FACES OF TIP WITHOUT PLATING PERMITTED.

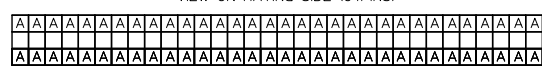
EC NO: 12010-0265 2009/12/11 DRMNS01 CHIKKIPRASAD APPR,KPRASAD 2010/01/06	QUALITY SYMBOLS ▽=0 ▽=0	GENERAL TOLERANCES (UNLESS SPECIFIED)		DIMENSION STYLE MM ONLY		SCALE 4:1	DESIGN UNITS METRIC	THIRD ANGLE PROJECTION
		mm	INCH	DRAWN BY PRASHANT	DATE 2004/12/07	TITLE ASSEMBLY, DIN 41612 C FEMALE, 96 POS		
2	REV	4 PLACES	± 0.005	± 0.0005	CHECKED BY SSUDHIR	DATE 2004/12/07	MOLEX INCORPORATED	SHEET NO. 1 OF 2
		3 PLACES	± 0.01	± 0.001	APPROVED BY SSUDHIR	DATE 2004/12/07		
DRAFT WHERE APPLICABLE MUST REMAIN WITHIN DIMENSIONS		MATERIAL NO. SEE CHART		DOCUMENT NO. SD-85042-001				
		ANGULAR ± 2 °		SIZE A 2		THIS DRAWING CONTAINS INFORMATION THAT IS PROPRIETARY TO MOLEX INCORPORATED AND SHOULD NOT BE USED WITHOUT WRITTEN PERMISSION		

MATERIAL No	PERF LEVEL	PLATING	CONTACT SEQUENCE/ROW	DIM "L" mm	MOUNTING CLIP NO.	FLUX PROOF
850421249	1	Au+Ni	1,2,3...32 a+c	4,5	NO	NO
850420385	2	Au+Ni	1,2,3...32 a+b+c	2,9	NO	NO
850420191	2	Au+Ni	1,2,3...32 a+c	4,5	NO	NO
850420270	2	Au+Ni	1,2,3...32 a+b+c	4,5	NO	NO
850420397	2	Au+Ni	2,4,6...32 a+c	4,5	NO	NO
850421043	1	Au+Ni	1,2,3...32 a+b+c	4,5	NO	NO
850421079	2	Au+Ni	1,2,3...32 a+b+c	2,9	YES	NO
850421213	2	Au+Ni	1,2,3...32 a+b+c	4,5	YES	NO
850421304	1	Au+Ni	1,2,3...32 a+b+c	2,9	NO	NO
850422347	2	Au+Ni	1,2,3...32 a+b+c	2,9	NO	YES
850422529	2	Au+Ni	1,2,3...32 a+c	2,9	YES	NO
850423316	2	Au+Ni	2,4,6...32 a+c	2,9	YES	YES
850424696	2	Au+Ni	1,2,3...32 a+c	4,5	YES	NO
850424763	2	Au+Ni	2,4,6...32 a+c	2,9	NO	NO
850426232	2	Au+Ni	1,2,3...32 a+b+c	4,5	YES	NO
850429017	3	Au+Ni	1,2,3...32 a+b+c	4,5	YES	NO

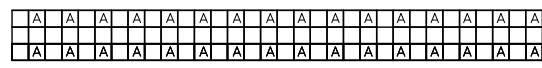
VIEW ON MATING SIDE (96PINS)



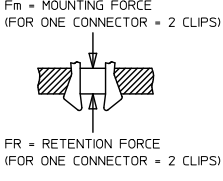
VIEW ON MATING SIDE (64PINS)



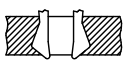
VIEW ON MATING SIDE (32PINS)



CLIPS SNAP UNDER
PC - BOARD OF
1.5 to 1.8 mm
Fm <= 60N
Fr >= 20N
Fr >= 200N, WHEN
SOLDERED IN
PLATED - THROUGH
FIXING HOLES



CLIPS STICK IN
FIXING HOLE OF
PC - BOARDS
OVER 1.8 mm
Fm <= 60N
FR >= 16N



IEC NO: I2010-0265 2009/12/11 2009/12/28 CHIKOKI PRASAD APPR. KRASAD 2010/01/06 REV DESCRIPTION	QUALITY SYMBOLS	GENERAL TOLERANCES (UNLESS SPECIFIED)	DIMENSION STYLE	SCALE	DESIGN UNITS	THIRD ANGLE PROJECTION
	$\nabla=0$ $\nabla=0$	mm INCH 4 PLACES ±--- ±--- 3 PLACES ±0.05 ±--- 2 PLACES ±0.1 ±--- 1 PLACE ±0.15 ±--- ANGULAR ± 2 °	MM ONLY	4:1	METRIC	
	DRAWN BY	DATE	TITLE	ASSEMBLY, DIN 41612, C FEMALE, 96 POS		
	PRASHANT	2004/12/07	MOLEX INCORPORATED			
CHECKED BY	DATE	MATERIAL NO. SEE CHART				
PRASHANT	2004/12/07	DOCUMENT NO. SD-85042-001				
APPROVED BY	DATE	SHEET NO. 2 OF 2				
PRASHANT	2004/12/07	THIS DRAWING CONTAINS INFORMATION THAT IS PROPRIETARY TO MOLEX INCORPORATED AND SHOULD NOT BE USED WITHOUT WRITTEN PERMISSION				

