

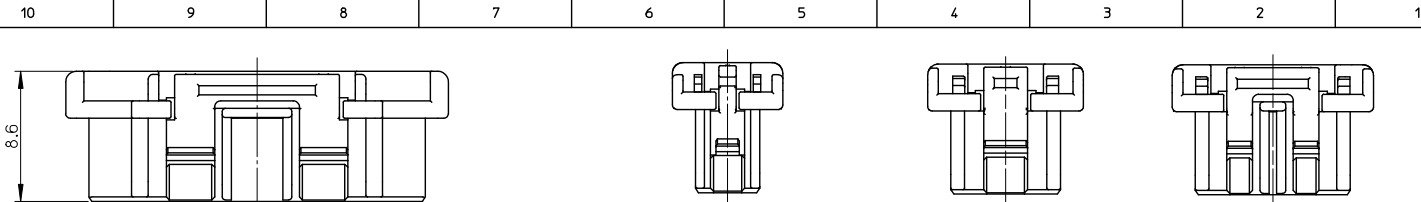
## Excellent Integrated System Limited

Stocking Distributor

Click to view price, real time Inventory, Delivery & Lifecycle Information:

[Molex Connector Corporation](#)  
[5025780900](#)

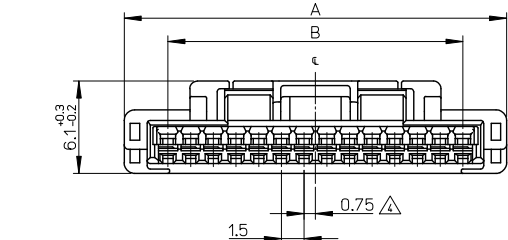
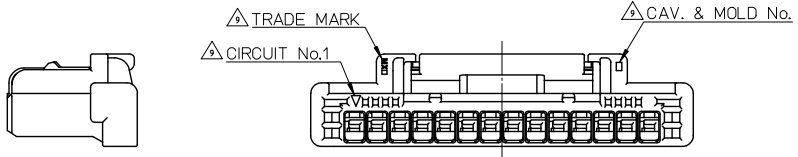
For any questions, you can email us directly:  
[sales@integrated-circuit.com](mailto:sales@integrated-circuit.com)



2,3極形状 (1ロック)  
FIGURE OF 2,3 CIRCUIT (1 LOCK)

4,5極形状 (1ロック)  
FIGURE OF 4,5 CIRCUIT (1 LOCK)

6極形状 (2ロック)  
FIGURE OF 6 CIRCUIT (2 LOCK)



NOTES

1. 材料 MATERIAL  
ハウジング: PBT, UL94-V0  
HOUSING: PBT, UL94-V0
2. 嵌合相手: 502584, 502585, 503159, 503175, 503339, 503340, 503395, 505405 シリーズ  
MATE WITH: 502584, 502585, 503159, 503175, 503339, 503340, 503395, 505405 SERIES.
3. 適合ターミナル: 502579, 503429 シリーズ  
APPLICABLE TERMINAL: 502579, 503429 SERIES.
4. 極数/2=偶数極の場合に適用  
APPLY FOR (CIRCUIT/2)=EVEN
5. 注文番号  
ORDER No.

502578-\*\*\*  
CIRCUIT SIZE    極数    色

6. 本製品のプラスチック部に黒点・白点等が確認される場合や色合いが異なる場合がありますが、製品性能に影響はありません。  
THERE IS NO INFLUENCE IN THE PRODUCT PERFORMANCE THOUGH THE BLACK AND WHITE SPOT ETC. MIGHT BE CONFIRMED TO THE PLASTIC PART OF THIS PRODUCT AND THE SHADE MIGHT BE DIFFERENT.
7. アプリケーション仕様書(コネクタ取扱説明書): AS-502578-001, AS-502578-002  
APPLICATION SPECIFICATIONS (CONNECTOR MANUAL): AS-502578-001, AS-502578-002
8. 製品仕様書: PS-502584-001  
Product specification: PS-502584-001
9. トレードマーク: Mプラス 2文字の製造工場を示すアルファベットにて表示。但し、"J"はJAPANを"L"はMALAYSIAを示す。(例 MXJ 又はMXL) 金型番号: アルファベット1文字にて表示。(例 1A, 12A, 1B, 12B) FORMED BY M AND FROM 1 TO 2 MORE LETTER OF ALPHABET WHICH MEAN THE MANUFACTORY. BUT "J" MEANS JAPAN, "L" MEANS MALAYSIA (TO TRADE MARK) (e.g. MXJ OR MXL) AND BY 1 - 2 DIGIT NUMBER (TO CAVITY NO.) (e.g. 1A, 12A, 1B, 12B).
10. ELV 及び RoHS 適合品  
ELV AND RoHS COMPLIANT

No.	COLOR	CIRCUIT
00	ベージュ BEIGE	2~15
01	黒 BLACK	
02	赤 RED	
03	黄 YELLOW	
04	青 BLUE	
05	桃 PINK	
06	緑 GREEN	
07	茶 BROWN	
08	橙 ORANGE	
09	紫 VIOLET	
11	灰 GRAY	3~5
16	黄緑 YELLOWISH GREEN	
14	水 PALE BLUE	2~5

21	26.8	50257815**	15
19.5	25.3	14**	14
18	23.8	13**	13
16.5	22.3	12**	12
15	20.8	11**	11
13.5	19.3	10**	10
12	17.8	09**	9
10.5	16.3	08**	8
9	14.8	07**	7
7.5	13.3	06**	6
6	11.8	05**	5
4.5	10.3	04**	4
3	8.8	03**	3
1.5	7.3	50257802**	2
B	A	PLASTIC BAG ORDER No.	CIRCUIT No.

GENERAL TOLERANCES (UNLESS SPECIFIED)		DIMENSION STYLE		SCALE	DESIGN UNITS	THIRD ANGLE PROJECTION	
		MM ONLY		4:1	METRIC		
0.25 UNDER	±0.03	DRAWN BY	DATE	TITLE			
0.25 OVER	±0.05	N. ITO	'07/07/09	1.5MM W/B CONN. SINGLE PLUG HOUSING			
0.5 UNDER	±0.1	CHECKED BY	DATE	DOCUMENT NO.			
0.5 OVER	±0.1	K. ASAKAWA	'07/07/10	SD-502578-001			
1.0 UNDER	±0.2	APPROVED BY	DATE	SHEET NO.			
1.0 OVER	±0.2	Y. ITO	'07/07/10	1 OF 1			
30 UNDER	±0.3	MATERIAL NO.		SEE TABLE			
30 OVER	±0.3	SIZE		THIS DRAWING CONTAINS INFORMATION THAT IS PROPRIETARY TO MOLEX INCORPORATED AND SHOULD NOT BE USED WITHOUT WRITTEN PERMISSION			
ANGULAR	±3°	DRAFT WHERE APPLICABLE MUST REMAIN WITHIN DIMENSIONS					