

## Excellent Integrated System Limited

Stocking Distributor

Click to view price, real time Inventory, Delivery & Lifecycle Information:

[STMicroelectronics](#)  
[STTH8R06GY-TR](#)

For any questions, you can email us directly:

[sales@integrated-circuit.com](mailto:sales@integrated-circuit.com)



# STTH8R06-Y

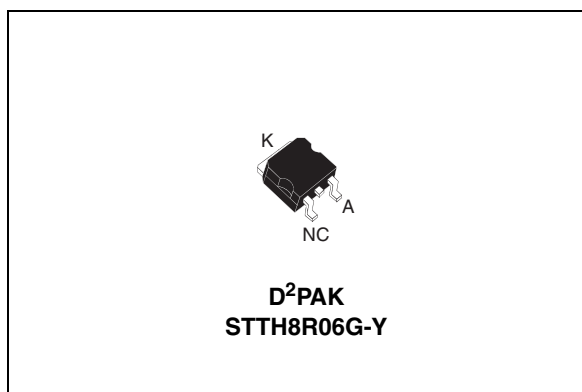
## Automotive Turbo 2 ultrafast high voltage rectifier

### Features

- Ultrafast switching
- Low reverse recovery current
- Low thermal resistance
- Reduces switching losses
- AEC-Q101 qualified

### Description

The STTH8R06, which uses ST Turbo 2 600 V technology, is specially suited as a boost diode in continuous mode power factor correction and hard switching conditions. This device is also intended for use as a free wheeling diode in power supplies and other power switching applications.



**Table 1. Device summary**

Symbol	Value
$I_{F(AV)}$	8 A
$V_{RRM}$	600 V
$T_j$	175 °C
$V_F$ (typ)	1.5 V
$t_{rr}$ (max)	45 ns

# 1 Characteristics

**Table 2. Absolute ratings (limiting values)**

Symbol	Parameter		Value	Unit
$V_{RRM}$	Repetitive peak reverse voltage		600	V
$I_{F(RMS)}$	Forward rms current		40	A
$I_{F(AV)}$	Average forward current $\delta = 0.5$	$T_c = 135\text{ °C}$	8	A
$I_{FSM}$	Surge non repetitive forward current	$t_p = 10\text{ ms sinusoidal}$	90	A
$T_{stg}$	Storage temperature range		-65 to + 175	°C
$T_j$	Operating junction temperature range		-40 to + 175	°C

**Table 3. Thermal resistance**

Symbol	Parameter	Value (max)	Unit
$R_{th(j-c)}$	Junction to case	1.9	°C/W

**Table 4. Static electrical characteristics**

Symbol	Parameter	Test conditions		Min.	Typ.	Max.	Unit
$I_R$	Reverse leakage current	$T_j = 25\text{ °C}$	$V_R = V_{RRM}$			30	$\mu\text{A}$
		$T_j = 125\text{ °C}$			35	400	
$V_F$	Forward voltage drop	$T_j = 25\text{ °C}$	$I_F = 8\text{ A}$			3.2	V
		$T_j = 125\text{ °C}$			1.5	1.95	

To evaluate the conduction losses use the following equation:

$$P = 1.35 \times I_{F(AV)} + 0.075 I_{F(RMS)}^2$$

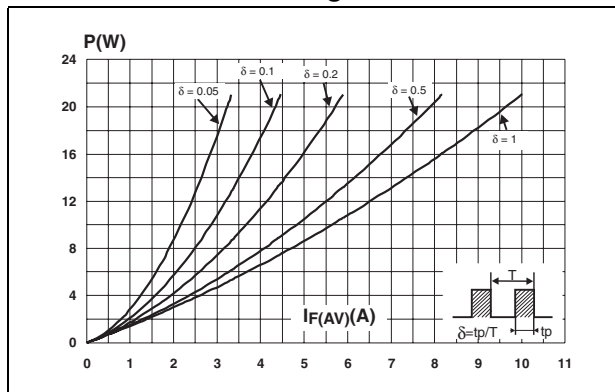
**STTH8R06-Y**

**Characteristics**

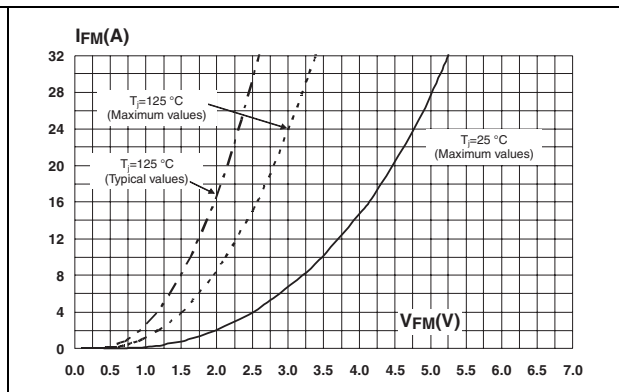
**Table 5. Dynamic characteristics**

Symbol	Parameter	Test conditions		Min.	Typ.	Max.	Unit
$t_{rr}$	Reverse recovery time	$T_j = 25\text{ }^\circ\text{C}$	$I_F = 0.5\text{ A},$ $I_{rr} = 0.25\text{ A}, I_R = 1\text{ A}$			25	ns
			$I_F = 1\text{ A},$ $di_F/dt = -50\text{ A}/\mu\text{s},$ $V_R = 30\text{ V}$			45	
$I_{RM}$	Reverse recovery current	$T_j = 125\text{ }^\circ\text{C}$	$I_F = 8\text{ A}, V_R = 400\text{ V},$ $di_F/dt = -200\text{ A}/\mu\text{s}$		5.5	7.2	A
S factor	Softness factor				0.4		
Q <sub>rr</sub>	Reverse recovery charges				150		nC
$t_{fr}$	Forward recovery time	$T_j = 25\text{ }^\circ\text{C}$	$I_F = 8\text{ A},$ $di_F/dt = 64\text{ A}/\mu\text{s}$ $V_{FR} = 2.5\text{ V}$			200	ns
$V_{FP}$	Forward recovery voltage					5	V

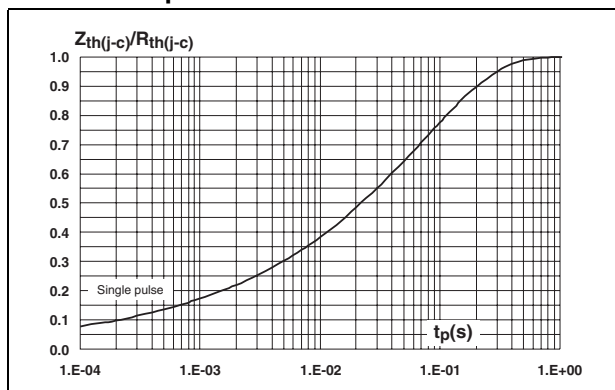
**Figure 1. Average forward power dissipation versus average forward current**



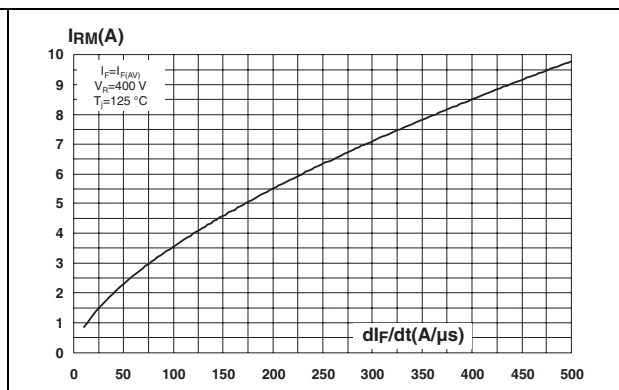
**Figure 2. Forward voltage drop versus forward current**



**Figure 3. Relative variation of thermal impedance junction to case versus pulse duration**



**Figure 4. Peak reverse recovery current versus diF/dt (typical values)**



Characteristics

STTH8R06-Y

Figure 5. Reverse recovery time versus  $di_F/dt$  (typical values)

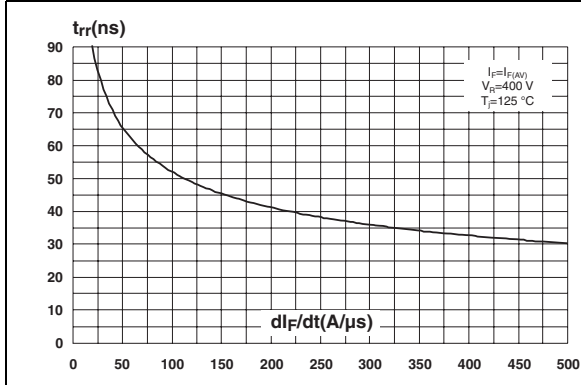


Figure 6. Reverse recovery charges versus  $di_F/dt$  (typical values)

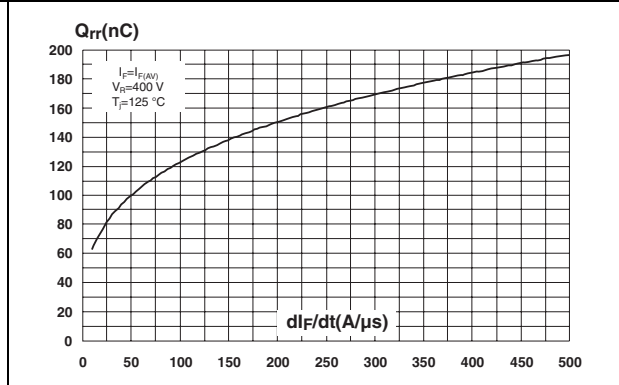


Figure 7. Reverse recovery softness factor versus  $di_F/dt$  (typical values)

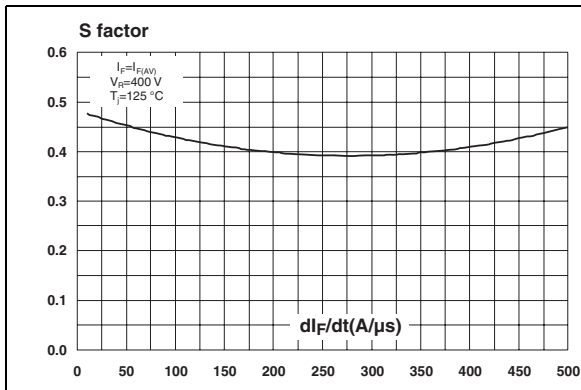
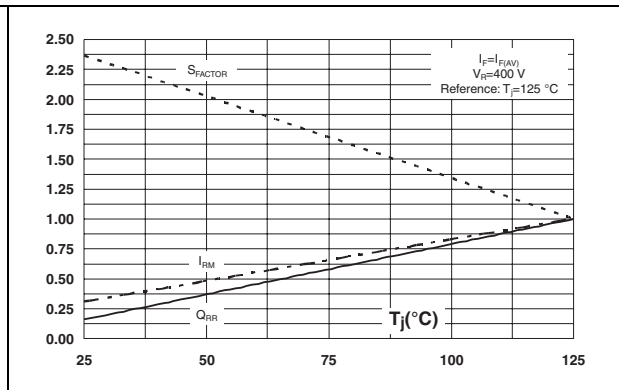


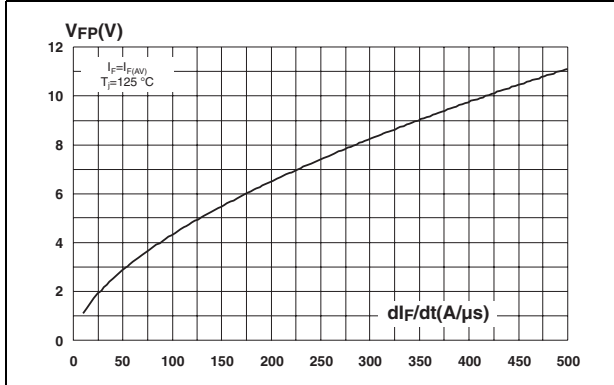
Figure 8. Relative variations of dynamic parameters versus junction temperature



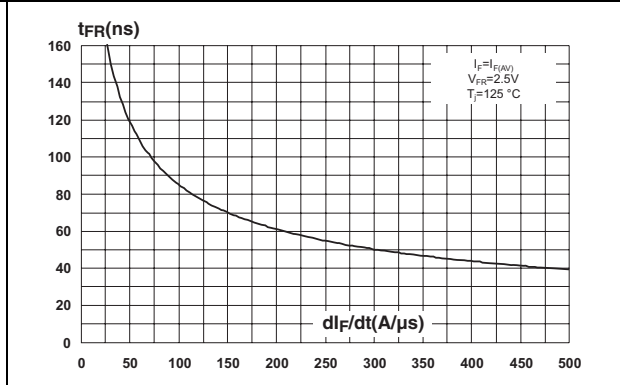
**STTH8R06-Y**

**Characteristics**

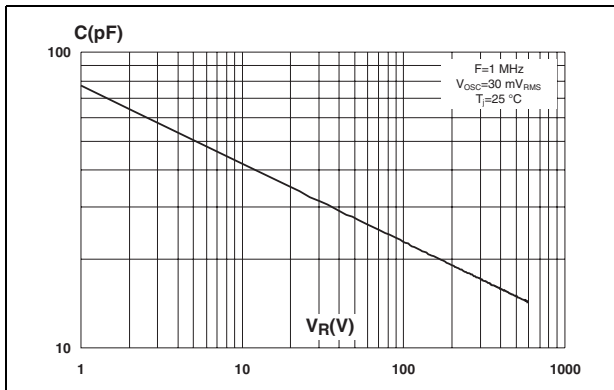
**Figure 9. Transient peak forward voltage versus  $di_F/dt$  (typical values)**



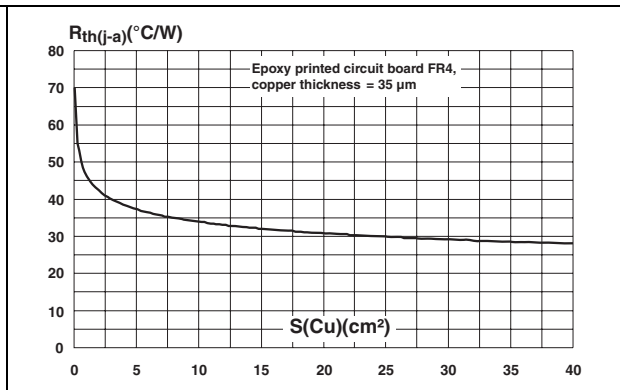
**Figure 10. Forward recovery time versus  $di_F/dt$  (typical values)**



**Figure 11. Junction capacitance versus reverse voltage applied (typical values)**



**Figure 12. Thermal resistance junction to ambient versus copper surface under tab**



## 2 Package information

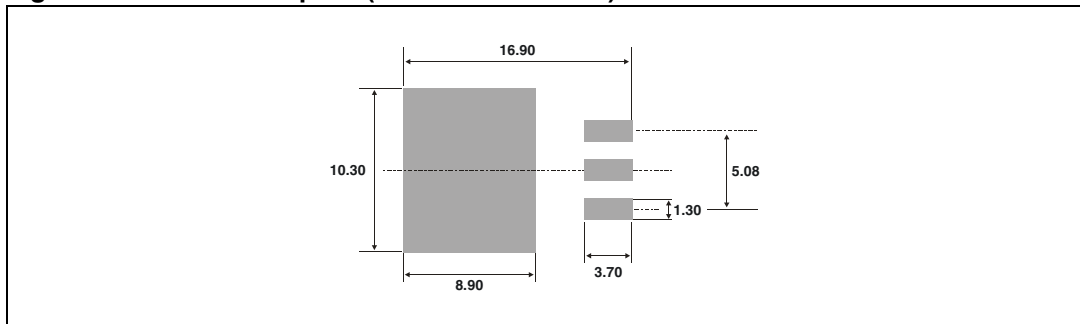
- Epoxy meets UL94, V0
- Lead-free package

In order to meet environmental requirements, ST offers these devices in different grades of ECOPACK® packages, depending on their level of environmental compliance. ECOPACK® specifications, grade definitions and product status are available at: [www.st.com](http://www.st.com). ECOPACK® is an ST trademark.

Table 6. D<sup>2</sup>PAK dimensions

Ref.	Dimensions			
	Millimeters		Inches	
	Min.	Max.	Min.	Max.
A	4.40	4.60	0.173	0.181
A1	2.49	2.69	0.098	0.106
A2	0.03	0.23	0.001	0.009
B	0.70	0.93	0.027	0.037
B2	1.14	1.70	0.045	0.067
C	0.45	0.60	0.017	0.024
C2	1.23	1.36	0.048	0.054
D	8.95	9.35	0.352	0.368
E	10.00	10.40	0.393	0.409
G	4.88	5.28	0.192	0.208
L	15.00	15.85	0.590	0.624
L2	1.27	1.40	0.050	0.055
L3	1.40	1.75	0.055	0.069
M	2.40	3.20	0.094	0.126
R	0.40 typ.		0.016 typ.	
V2	0°	8°	0°	8°

Figure 13. D<sup>2</sup>PAK footprint (dimensions in mm)



STTH8R06-Y

Ordering information

### 3 Ordering information

**Table 7. Ordering information**

Order code	Marking	Package	Weight	Base qty	Delivery mode
STTH8R06GY-TR	STTH8R06GY	D <sup>2</sup> PAK	1.48 g	1000	Tape and reel

### 4 Revision history

**Table 8. Document revision history**

Date	Revision	Changes
03-Nov-2011	1	Initial release.



**Please Read Carefully:**

Information in this document is provided solely in connection with ST products. STMicroelectronics NV and its subsidiaries ("ST") reserve the right to make changes, corrections, modifications or improvements, to this document, and the products and services described herein at any time, without notice.

All ST products are sold pursuant to ST's terms and conditions of sale.

Purchasers are solely responsible for the choice, selection and use of the ST products and services described herein, and ST assumes no liability whatsoever relating to the choice, selection or use of the ST products and services described herein.

No license, express or implied, by estoppel or otherwise, to any intellectual property rights is granted under this document. If any part of this document refers to any third party products or services it shall not be deemed a license grant by ST for the use of such third party products or services, or any intellectual property contained therein or considered as a warranty covering the use in any manner whatsoever of such third party products or services or any intellectual property contained therein.

**UNLESS OTHERWISE SET FORTH IN ST'S TERMS AND CONDITIONS OF SALE ST DISCLAIMS ANY EXPRESS OR IMPLIED WARRANTY WITH RESPECT TO THE USE AND/OR SALE OF ST PRODUCTS INCLUDING WITHOUT LIMITATION IMPLIED WARRANTIES OF MERCHANTABILITY, FITNESS FOR A PARTICULAR PURPOSE (AND THEIR EQUIVALENTS UNDER THE LAWS OF ANY JURISDICTION), OR INFRINGEMENT OF ANY PATENT, COPYRIGHT OR OTHER INTELLECTUAL PROPERTY RIGHT.**

**UNLESS EXPRESSLY APPROVED IN WRITING BY TWO AUTHORIZED ST REPRESENTATIVES, ST PRODUCTS ARE NOT RECOMMENDED, AUTHORIZED OR WARRANTED FOR USE IN MILITARY, AIR CRAFT, SPACE, LIFE SAVING, OR LIFE SUSTAINING APPLICATIONS, NOR IN PRODUCTS OR SYSTEMS WHERE FAILURE OR MALFUNCTION MAY RESULT IN PERSONAL INJURY, DEATH, OR SEVERE PROPERTY OR ENVIRONMENTAL DAMAGE. ST PRODUCTS WHICH ARE NOT SPECIFIED AS "AUTOMOTIVE GRADE" MAY ONLY BE USED IN AUTOMOTIVE APPLICATIONS AT USER'S OWN RISK.**

Resale of ST products with provisions different from the statements and/or technical features set forth in this document shall immediately void any warranty granted by ST for the ST product or service described herein and shall not create or extend in any manner whatsoever, any liability of ST.

ST and the ST logo are trademarks or registered trademarks of ST in various countries.

Information in this document supersedes and replaces all information previously supplied.

The ST logo is a registered trademark of STMicroelectronics. All other names are the property of their respective owners.

© 2011 STMicroelectronics - All rights reserved

STMicroelectronics group of companies

Australia - Belgium - Brazil - Canada - China - Czech Republic - Finland - France - Germany - Hong Kong - India - Israel - Italy - Japan - Malaysia - Malta - Morocco - Philippines - Singapore - Spain - Sweden - Switzerland - United Kingdom - United States of America

[www.st.com](http://www.st.com)