



**Distributor of CNC Tech: Excellent Integrated System Limited**

Datasheet of 1001-007-01020 - Connector Receptacle USB TypeA, Stacked 1.1 12 Position  
Through Hole, Right Angle, Horizontal

Contact us: [sales@integrated-circuit.com](mailto:sales@integrated-circuit.com) Website: [www.integrated-circuit.com](http://www.integrated-circuit.com)

---

## **Excellent Integrated System Limited**

Stocking Distributor

Click to view price, real time Inventory, Delivery & Lifecycle Information:

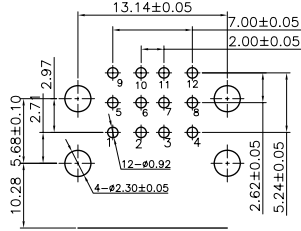
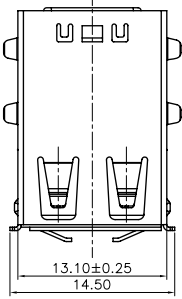
[CNC Tech](#)

[1001-007-01020](#)

For any questions, you can email us directly:

[sales@integrated-circuit.com](mailto:sales@integrated-circuit.com)

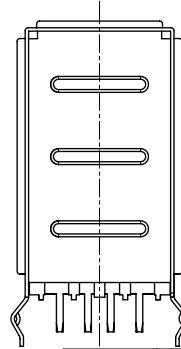
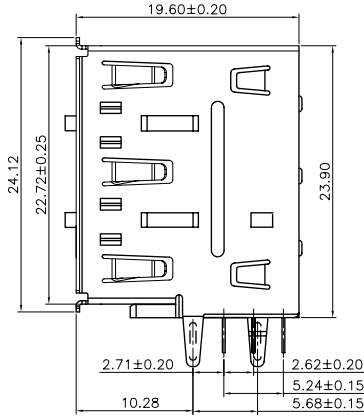
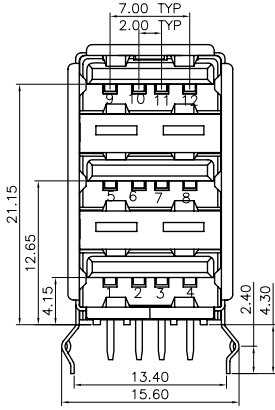
Contact us: [sales@integrated-circuit.com](mailto:sales@integrated-circuit.com) Website: [www.integrated-circuit.com](http://www.integrated-circuit.com)



RECOMMENDED PCB LAYOUT

- 1.MATERIAL:
  - HOUSING:NY6T&PBT+30% GF UL94 V-0
  - CONTACT:COPPER ALLOY
  - SHELL:COPPER ALLOY
  - REAR SHELL: SPCC
- 2.FINISH:
  - 2.1 CONTACT:
    - GOLD LASH LAING ON CONTACT REA.
    - 100µ" MIN.BRIGHT-TIN PLATING ON SOLDER TAIL
    - AREA, 50µ" MIN.NICKEL UNDERPLATING OVERALL.
  - 2.2 SHELL:
    - 100µ" MIN.BRIGHT-TIN PLATING ON SOLDER TAILS.
    - 50µ" MIN.NICKEL UNDERPLATING OVERALL.
  - 2.3 ISOLATED:SHELL- 100µ" MIN.NICKEL OVER 50µ" MIN.CU ENTIRE ISOLATED.
  - 2.4 REAR SHELL: 100µ" MIN.NICKEL UNDERPLATING OVERALL.
- 3.ELECTRICAL CHARACTERISTICS:
  - CRRENT RATING:0.5Amper Maximum
  - VOLTAGE:30V AC.
  - CONTACT RETENTION FORCE:0.7KGFMINIMUM.
  - CONTACT TESTANCE:30 MILLIOHMS MAXIMUM.
  - INSULATION RESISTANCE:1000MEGOHMS MINIMUM.
  - DIELECTRIC WITHSTANGING VOLTAGE:750V AC AT SEE LEVEL.

PART NO.:



11/01/10	ING		NEW-DWG		AO			
DATE	DR.BY	ECN.NO.	DESCRIPTION	MARK	VER.			
-TOLERANCES- UNLESS OTHERWISE SPECIFIED			CnC Tech,LLC TITLE: USB FEMALE A TYPE TRIPLE STACKED RIGHT ANGLE DIP90度					
X.	±0.38	X.X' ±2'				APPD:	PRODUCT NO: 1001-007-01020	
X.X	±0.20	X.XX' ±1'	CHECK:	DATE	SCALE	UNIT	TYPE	PAGE
X.XX	±0.10	X.XXX' ±0.5'	DRAW:	2011.01.10	FREE	MM	Z	1