

Excellent Integrated System Limited

Stocking Distributor

Click to view price, real time Inventory, Delivery & Lifecycle Information:

[3M](#)
[U1R\(BX\)](#)

For any questions, you can email us directly:

sales@integrated-circuit.com

3M

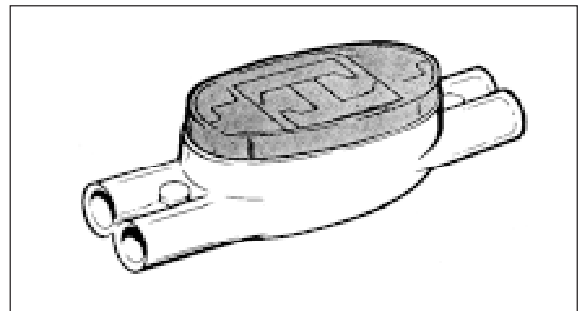
Scotchlok™ U1B and U1R Inline Connectors

Instructions

1.0 General

- 1.1 This instruction covers the 3M™ Scotchlok U1 Series Inline Connectors. They are self stripping, insulated and moisture resistant. Also covered are the wire sizes they can accommodate and in general, how to use them.

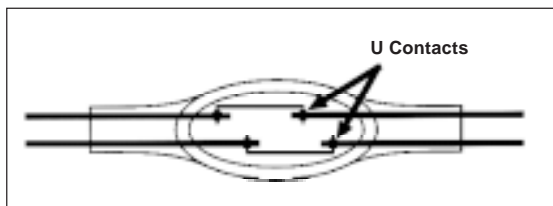
The operation of the 3M E-9BM Scotchlok tool required is also covered.



3M U1 Series Scotchlok Connector

2.0 Description

2.1 Schematic:



3M™ U1B, U1R Full Pair Connector

2.2 Wire Ranges: (Sizes may be intermixed within a connector).

Product	Wire Size		Max Insulation O.D.	
	Metric	AWG	mm	inches
U1B	1.3-0.9 mm	16-19	3.18	.125
U1R	0.9-0.5 mm	19-24	3.18	.125

3.0 Procedure for Splicing with 3M U1B and U1R Connectors


- 3.1 Hold a pair of conductors from one cable end together.
- 3.2 Clip ends evenly at desired position of connector. **DO NOT STRIP INSULATION.**
- 3.3 Insert both wires all the way into ports at one end of connector.
- 3.4 Repeat with corresponding pair of conductors from the other cable.

4.0 Crimping

Note: Use only the 3M™ Scotchlok™ E-9BM tool.

- 4.1 Set tool jaws to "thick-thin". (Jaws can be easily pried from position using a screwdriver or similar object).
- 4.2 Crimp the button. **DEPRESS ALL THE WAY.** Cap must be **FLUSH** with connector body.

- 4.3 Repeat the operation until all wires are spliced. Connectors should be staggered and bundled to the core of splice.

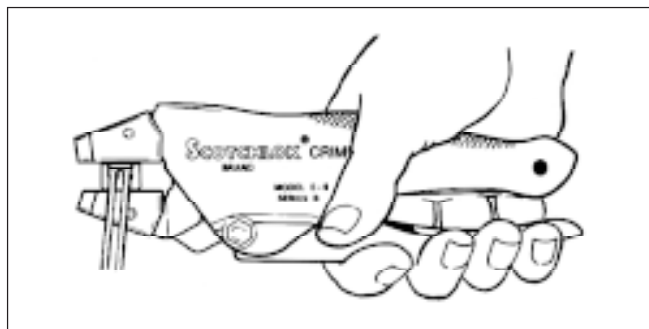


Typical Inline splice made with 3M U1 Scotchlok Connector

Note: Position each connector so as to produce the smallest possible bundle.

5.0 Scotchlok E-9BM Crimping Tool

- 5.1 The Scotchlok E-9BM Crimping Tool has adjustable jaws with parallel closing action, and a 7-1 mechanical advantage for proper crimping of all Scotchlok connectors.



3M Scotchlok E-9B Crimping Tool

6.0 Product Summary

Product	Packaging		
	Quantity per Primary	Quantity per Shipper	Wt. per Shipper Kg. Lb.
U1B	100/box	1,000	7.3 16
U1R	100/box	1,000	7.3 16
E9-BM	1/box	10	2.3 5

Important Notice - Before utilizing the product the user should determine the suitability of the product for its intended use. The user assumes all risks and liability in connection with such use. 3M'S WRITTEN WARRANTY FOR THE PRODUCT IS MADE IN LIEU OF ALL OTHER WARRANTIES, EXPRESSED OR IMPLIED, INCLUDING BUT NOT LIMITED TO THE IMPLIED WARRANTIES OF MERCHANTABILITY AND FITNESS FOR A PARTICULAR PURPOSE. The user's exclusive remedy for breach of 3M's written warranty shall be the repair or replacement of such quantity of product which is proven to be defective. In no case shall 3M be liable for any special, incidental, or consequential damages based upon breach of warranty, breach of contract, negligence, strict liability or any other legal theory.

3M Telecom Systems Division

6801 River Place Blvd.
 Austin, TX 78726-9000
 800/426-8688


 Printed on 50% recycled paper
 with 10% post-consumer

Printed in USA
 © 3M 1995 80-6102-1510-7