

Excellent Integrated System Limited

Stocking Distributor

Click to view price, real time Inventory, Delivery & Lifecycle Information:

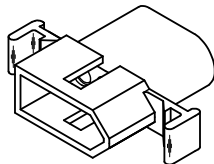
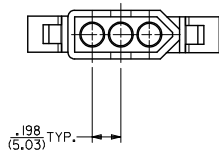
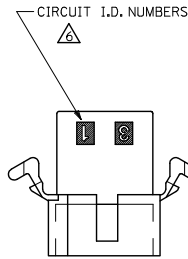
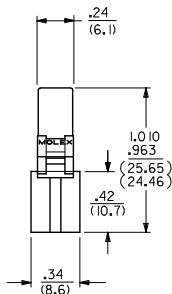
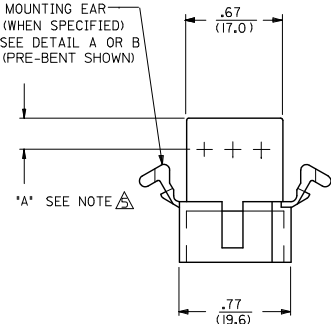
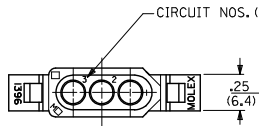
[Molex Connector Corporation](#)

[0003097032](#)

For any questions, you can email us directly:

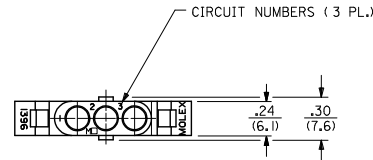
sales@integrated-circuit.com

13 12 11 10 9 8 7 6 5 4 3 2 1

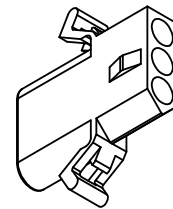
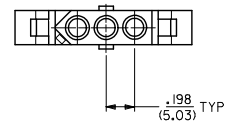
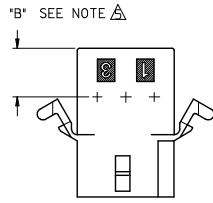
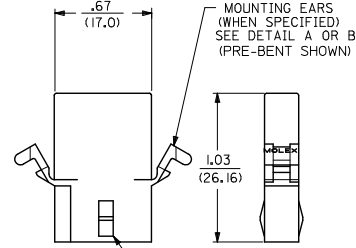


PLUG

1396-P SHOWN ABOVE (WITH STANDARD MOUNTING EAR)

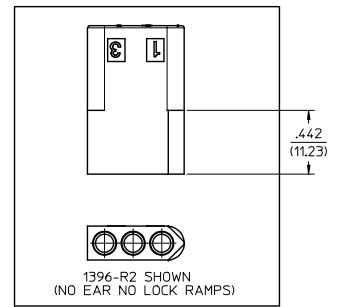


ALTERNATE END CONFIGURATION
SEE NOTE A



RECEPTACLE

1396-R4 SHOWN (WITH PRE-BENT EAR)



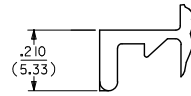
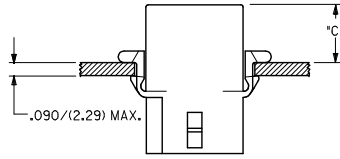
1396-R2 SHOWN
(NO EAR NO LOCK RAMPS)

ADD PK-1396-002 EC NO: UCP2016-2183 DRAWN: KIPPER 2015/12/09 CHKD: BELL 2015/12/09 APPR: SMITH 2015/12/23	QUALITY SYMBOLS ▽=0 ▽=0 ▽=0	GENERAL TOLERANCES (UNLESS SPECIFIED)		DIMENSION STYLE		SCALE	DESIGN UNITS	THIRD ANGLE PROJECTION	
		mm	INCH	IN/MM		2:1	INCH		
Z3	DESCRIPTION	4 PLACES	± .010	± .010	DRAWN BY	DATE	TITLE		
		3 PLACES	± .010	± .010	JJS	1988/04/08	.093/(2.36) HOUSING PLUG AND RECEPTACLE 3 CIRCUIT .198 CENTERS		
REV	DESCRIPTION	2 PLACES	± 0.25	± .014	CHECKED BY	DATE	DOCUMENT NO.		
		1 PLACE	± 0.35	± .014	RW	1988/04/08	SD-1396-*		
		0 PLACE	± .010	± .010	APPROVED BY	DATE	SHEET NO.		
					FSMITH	2014/06/23	1 OF 2		
					MATERIAL NO.		THIS DRAWING CONTAINS INFORMATION THAT IS PROPRIETARY TO MOLEX INCORPORATED AND SHOULD NOT BE USED WITHOUT WRITTEN PERMISSION		
					ANGULAR ±1/2°				
					DRAFT WHERE APPLICABLE MUST REMAIN WITHIN DIMENSIONS				
					SEE CHART				

13 12 11 10 9 8 7 6 5 4 3 2 1

PLUG		RECEPTACLE	
ORDER NO.	ENG. NO.	ORDER NO.	ENG. NO.
03-09-2031	I396-P	03-09-1031	I396-R
03-09-2032	I396-PI	03-09-1032	I396-R1
03-09-7032	I396-PIBK	03-09-1033	I396-R2
03-09-7031	I396-PBK	03-09-6033	I396-R2BK
03-09-2037	I396-P3	03-09-6032	I396-R1BK
		03-09-6031	I396-RBK
		03-09-1081	I396-R4

HOUSING	DIM. "A"	DIM. "B"	"C" PREBENT EAR	"C" STANDARD EAR
PLUG	.933/(23.70)	.375/(9.53)	.40/(10.2)	.38/(9.7)
RECEPT.	.830/(21.08)	.312/(7.92)	.41/(10.4)	.39/(9.9)



DETAIL A
STANDARD MOUNTING EAR
(SCALE 4:1)

LEGEND:

I396-****-*

P = PLUG
R = RECEPTACLE

BLANK = WITH STANDARD EARS

- 1 = WITHOUT EARS
- 2 = RECEPTACLE WITHOUT EARS, WITHOUT LOCK RAMPS
- 3 = PLUG ONLY, W/ SIDE MOUNT (SEE SD-I396-P3)
- 4 = WITH PREBENT EARS

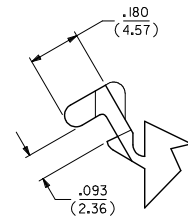
COLOR: BLANK=NATURAL COLOR

AM=AMBER BK=BLACK BU=BLUE
BN=BROWN GY=GRAY GN=GREEN
OR=ORANGE RD=RED YW=YELLOW

BLANK = NYLON 6/6, 94V-2

NOTES:

1. MATERIAL: SEE LEGEND
2. FINISH: NOT APPLICABLE
3. PRODUCT SPECIFICATION: PS-02-09
4. PACKAGING INFORMATION: REFER TO PK-1396-002
- △ DIMENSION FROM THE BACK OF THE HOUSING TO THE END OF BRUSH ON WIRE INSERTED INTO THE HOUSING:
DIM "A" = .256/6.50 FOR 42477 & 42478 TERMINALS
.216/5.49 FOR ALL OTHER .093 TERMINALS
DIM "B" = .377/9.58 FOR 42477 & 42478 TERMINALS
.337/8.56 FOR ALL OTHER .093 TERMINALS
- △ CIRCUIT I.D. NUMBERS ON SIDE OF HOUSING APPEAR ON PARTS FROM TOOLS BUILT AFTER 5/4/93.
- △ END CONFIGURATION IS DEPENDENT ON MOLD DESIGN. PARTS MAY HAVE EITHER CONFIGURATION.
8. PARTS CONFORM TO CLASS B REQUIREMENTS OF COSMETIC SPECIFICATION PS-45499-002.



DETAIL B
PREBENT MOUNTING EAR
(SCALE 4:1)

REV	DESCRIPTION	QUALITY SYMBOLS	GENERAL TOLERANCES (UNLESS SPECIFIED)		DIMENSION STYLE		SCALE	DESIGN UNITS	THIRD ANGLE PROJECTION
			mm	INCH	IN/MM	DATE			
4	PLACES	±	---	±	---	DRAWN BY	JJS	1988/04/08	TITLE .093/(2.36) HOUSING PLUG AND RECEPTACLE 3 CIRCUIT .198 CENTERS molex SD-1396-* DOCUMENT NO.
3	PLACES	±	---	±	.010	CHECKED BY	DATE		
2	PLACES	±	0.25	±	.014	APPROVED BY	DATE		
1	PLACE	±	0.35	±	---	DATE	2014/06/23		
0	PLACE	±	---	±	---	MATERIAL NO.	DATE		
ANGULAR ±1/2°			DRAFT WHERE APPLICABLE MUST REMAIN WITHIN DIMENSIONS		SEE CHART		SHEET NO. 2 OF 2		
THIS DRAWING CONTAINS INFORMATION THAT IS PROPRIETARY TO MOLEX INCORPORATED AND SHOULD NOT BE USED WITHOUT WRITTEN PERMISSION									